



WIDA Assessment Management System (WIDA AMS)

User Guide Supplement

Submit Incomplete Domain

Data Recognition Corporation (DRC)
13490 Bass Lake Road
Maple Grove, MN 55311

Direct: 1-855-787-9615

Website: <https://www.wida-ams.us>

Revision Date: September 4, 2018

COPYRIGHT

Copyright © 2018 Data Recognition Corporation

The following items in DRC INSIGHT are protected by copyright law:

- The User Guide
- All text and titles on the software's entry and display, including the look and feel of the interaction of the windows, supporting menus, pop-up windows, and layout

DRC INSIGHT Online Learning System and DRC eDIRECT are trademarked by Data Recognition Corporation.

Any individuals or corporations who violate these copyrights and trademarks will be prosecuted under both criminal and civil laws, and any resulting products will be required to be withdrawn from the marketplace.

The following are trademarks or registered trademarks of Microsoft Corporation in the United States and/or other countries:

Internet Explorer
Microsoft
Windows
Windows Vista
Windows XP
Windows 7
Windows 8

The following are trademarks or registered trademarks of Apple Corporation in the United States and/or other countries:

Apple
Macintosh
Mac
OS X
iPad
iOS*
*iOS is a trademark or registered trademark of Cisco in the United States and other countries and is used under license.
Safari

The following are trademarks or registered trademarks of Google Corporation in the United States and/or other countries:

Android
Chrome
Chromebook
Google Play

The following is a trademark or registered trademark of Mozilla Corporation in the United States and/or other countries;

Firefox

Linux is a registered trademark of Linus Torvalds.

Ubuntu and Canonical are registered trademarks of Canonical Ltd.

Gnome is a trademark of the Gnome Foundation.

■ **Submit Incomplete Domain**

Introduction.....5
Why a Submit Incomplete Domain Process?.....5
Notes5
Permission Information.....5

■ **Submitting an Incomplete Domain**

Submitting an Incomplete Domain through Test Management6
Submitting an Incomplete Domain through Student Management.....9

Submit Incomplete Domain



■ **Introduction**

This document is a supplement to the *WIDA Assessment Management System (WIDA AMS) User Guide* available on the WIDA website. This supplement, which describes the Submit Incomplete Domain process (and functionality), applies to both Screener and ACCESS for ELLs 2.0.

■ **Why a Submit Incomplete Domain Process?**

For WIDA testing, in order to begin the Speaking and Writing domains, a student must first complete the Listening and Reading domains. But, there are several reasons why a student may not be able to complete one or more assessment domains. For example, a student may have a disability that prevents him or her from being able to test in a required domain.

The WIDA AMS Submit Incomplete Domain process allows a WIDA AMS user to “force submit” an unfinished (incomplete) domain or domains. As a result, the student is able to continue testing in the next domain.

.....
! **Important:** Regardless of whether the Submit Incomplete Domain process is used, a student who does not start a domain (answers no questions beyond the practice items), will be considered non-attempted and will not receive a composite score.
.....

The Submit Incomplete Domain process also meets the needs of states who impose testing time limits and must force submit domain tests for students who could not finish within the allotted time.

■ **Notes**

The following are some important items to remember about the Submit Incomplete Domain process.

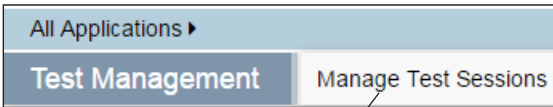
- Speaking or Writing domains may be force submitted, but it is not required. At the close of the testing window, DRC runs a process to force submit any domains that are started but not completed.
- The Submit Incomplete Domain process is limited to tests that have a status of *Not Started* or *In Progress*. Tests with a status of *Complete* cannot be force submitted.
- In WIDA AMS there are two ways to force submit an incomplete domain: through Test Management (see page 6) or through Student Management (see page 9).

.....
! **Important:** Exercise extreme caution when performing the Submit Incomplete Domain process. A force submit action cannot be easily undone and may result in a student having to retest. If you use the Submit Incomplete Domain process in error, please contact **DRC Customer Service at WIDA@datarecognitioncorp.com** or at **1-855-787-9615**.
.....

■ **Permission Information**

The WIDA AMS permission to access the Submit Incomplete Domain functionality—**Test Tickets–End Incomplete Test**—is assigned to SEAs only, or to both SEAs and LEAs, depending on your state.

Submitting an Incomplete Domain through Test Management



1. To submit an incomplete domain through Test Management, open the WIDA **All Applications** menu bar, click **Test Management**, and select **Manage Test Sessions** from the Test Management menu.

Test Sessions

Test Sessions allow the user to search/view existing test sessions for a specific district or school. The user can create/edit test sessions and assign/remove students for each session. The user can also export session details, print test tickets or view the status of the test session.

Manage Test Sessions Upload Multiple Test Sessions

[Instructions](#)

* Indicates required fields

Administration: ME ACCESS FOR ELLs 2.0 *
District: (All)
School: (All)

Last Name: _____
First Name: _____
State Student ID: _____

Session: _____

Domain: (All) Assessment: (All)

Show Sessions Print All Tickets


2. When the Test Sessions page displays, use the various drop-down menus and fields to enter search criteria to help locate the student's test session and click **Show Sessions**.

Sessions Status Summary

[Instructions](#)

Session Detail								
Select	District	School	Session Name	Assessment	Status	Begin Date	End Date	Action
<input type="checkbox"/>	DRC Use Only - Sample District ME	DRC Use Only - INSIGHT Sample School	Student's Session	45KB	Not Started	10/27/2016	10/27/2017	
<input type="checkbox"/>	DRC Use Only - Sample District ME	DRC Use Only - INSIGHT Sample School	Student's Session	45KB	Not Started	10/27/2016	10/27/2017	
<input type="checkbox"/>	DRC Use Only - Sample District ME	DRC Use Only - INSIGHT Sample School	Student's Session	Speaking Gr 4-5	Not Started	10/27/2016	10/27/2017	
<input type="checkbox"/>	DRC Use Only - Sample District ME	DRC Use Only - INSIGHT Sample School	Student's Session	Listening Gr 4-5	Not Started	10/27/2016	10/27/2017	
<input type="checkbox"/>	DRC Use Only - Sample District ME	DRC Use Only - INSIGHT Sample School	Student's Session	Reading Gr 4-5	Not Started	10/27/2016	10/27/2017	
<input type="checkbox"/>	DRC Use Only - Sample District ME	DRC Use Only - OTT Sample School	Student's Session	Reading Gr 1	Not Started	10/31/2016	10/31/2017	
<input type="checkbox"/>	DRC Use Only - Sample District ME	DRC Use Only - OTT Sample School	Student's Session	Listening Gr 1	Not Started	10/18/2016	10/18/2017	

Add Session Export to Excel Unlock Selected Unlock All Export Student Details

3. When the Session Detail grid displays, select the student's test session and click the **Edit/Print Ticket Status** icon () in the Action column.

Submitting an Incomplete Domain through Test Management (cont.)


Testing Status

Instructions


Last Name: Status: (All)

Select	Last Name	First Name	User Name	Password	Status	Started	Completed	Action
<input checked="" type="checkbox"/>	Student	Training	Cojo-R-1	Test1234	Not Started			
<input type="checkbox"/>	Student	Training	Cojo-R-2	Test1234	Not Started			
<input type="checkbox"/>	Student	Training	Cojo-R-3	Test1234	Not Started			
<input type="checkbox"/>	Student	Training	Cojo-R-4	Test1234	Not Started			
<input type="checkbox"/>	Student	Training	Cojo-R-5	Test1234	Not Started			
<input type="checkbox"/>	Student	Training	Cojo-R-6	Test1234	Not Started			
<input type="checkbox"/>	Student	Training	Cojo-R-7	Test1234	Not Started			
<input type="checkbox"/>	Student	Training	Cojo-R-8	Test1234	Not Started			
<input type="checkbox"/>	Student	Training	Cojo-R-9	Test1234	Not Started			
<input type="checkbox"/>	Student	Training	Cojo-R-10	Test1234	Not Started			

Page 1 of 2 (20 items) < Prev 1 2 Next >

4a. The Testing Status page displays. To end tests one by one, select a test and click the **End Incomplete Test** icon () from the Action column.

Submit

 You are choosing to end an incomplete test. Are you sure?

4b. When the Submit dialog box displays, click **End Incomplete Test** to end the test or **Cancel** to cancel the process.

Submit Incomplete Domain

Submitting an Incomplete Domain through Test Management (cont.)

Testing Status

[Instructions](#)

Last Name Status

Select	Last Name	First Name	User Name	Password	Status	Started	Completed	Action
<input checked="" type="checkbox"/>	Student	Training	Cojo-R-1	Test1234	Not Started			
<input checked="" type="checkbox"/>	Student	Training	Cojo-R-2	Test1234	Not Started			
<input checked="" type="checkbox"/>	Student	Training	Cojo-R-3	Test1234	Not Started			
<input checked="" type="checkbox"/>	Student	Training	Cojo-R-4	Test1234	Not Started			
<input checked="" type="checkbox"/>	Student	Training	Cojo-R-5	Test1234	Not Started			
<input checked="" type="checkbox"/>	Student	Training	Cojo-R-6	Test1234	Not Started			
<input checked="" type="checkbox"/>	Student	Training	Cojo-R-7	Test1234	Not Started			
<input type="checkbox"/>	Student	Training	Cojo-R-8	Test1234	Not Started			
<input type="checkbox"/>	Student	Training	Cojo-R-9	Test1234	Not Started			
<input type="checkbox"/>	Student	Training	Cojo-R-10	Test1234	Not Started			

Page 1 of 2 (20 items) < Prev **1** 2 Next >

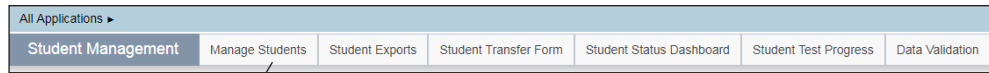
4c. To end multiple tests at once, select multiple students and click the **End Incomplete Selected Tests** button.

Submit

You are choosing to end an incomplete test. Are you sure?

4d. When the Submit dialog box displays, click **End Incomplete Test** to end the test or **Cancel** to cancel the process.

Submitting an Incomplete Domain through Student Management




1. To submit an incomplete domain through Student Management, open the WIDA **All Applications** menu bar, click **Student Management**, and select **Manage Students** from the Student Management menu.

The 'Manage Students' form includes the following fields and options:

- Buttons: 'Manage Students', 'Upload Multiple Students'
- Section: 'Instructions' with a note: '* Indicates required fields'
- Administration: 'ME ACCESS for ELLs 2.0' (dropdown)
- District: 'DRC Use Only - Sample D' (dropdown)
- School: '(All)' (dropdown)
- Last Name: text input
- First Name: text input
- State Student ID: text input
- Accommodation Domain: dropdown
- Accommodation Type: dropdown
- Accommodation: dropdown
- Grade: dropdown
- Domain: dropdown
- Session: dropdown
- Online Test Status: dropdown
- Session Assignment: dropdown
- Buttons: 'Find Students', 'Clear'

2. When the Manage Students page displays, use the various drop-down menus and fields to enter search criteria to help locate the student and click **Find Students**.

	Last Name	First Name	State Student ID	Date Of Birth	Grade	Action
<input type="checkbox"/>	drnone	student	1591591591		04	
<input type="checkbox"/>	student	drseight	363465376575373	1/1/2003	05	
<input type="checkbox"/>	student	drsseven	645656456565465	1/1/2003	04	
<input type="checkbox"/>	student	drssix	635634634634634	1/1/2003	04	
<input type="checkbox"/>	student	drstwo	745754745874575	1/1/2003	04	
<input type="checkbox"/>	Student	drsfive	635636363634634	1/1/2003	05	
<input type="checkbox"/>	Student	drsfour	435346756858565	1/1/2003	04	
<input type="checkbox"/>	Student	drsthree	756765756765756	1/1/2003	05	
<input type="checkbox"/>	Student	Training	1234567890	1/1/2004	06	
<input type="checkbox"/>	Student	Training	1234567890	1/1/2004	06	
<input type="checkbox"/>	Student	Training	1234567890	1/1/2004	06	
<input type="checkbox"/>	Student	Training	1234567890	1/1/2004	06	

3. When the Students grid displays, select the student and click the **View/Edit** icon () in the Action column.

Submitting an Incomplete Domain through Student Management (cont.)








Edit Student

[Instructions](#)


* Indicates required fields

Last Name: drsone * First Name: student * Middle Initial: State Student ID: 1591591591 *


Student Detail **Accommodations** Demographics Do Not Score **Test Sessions**

District	School	Session Name	Assessment	Status	Begin Date	End Date	Action
DRC Use Only - Sample District ME	DRC Use Only - Sample School	drs test 10/18	Listening Gr 4-5	In Progress	10/19/2016 08:13 AM CT		      

1 Item(s) Displayed


4. The Edit Student page displays. Select the **Test Sessions** tab and click the **End Incomplete Test** icon () from the Action column to end the domain test.

Submit

 You are choosing to end an incomplete test. Are you sure?

5. When the Submit dialog box displays, click **End Incomplete Test** to end the test or **Cancel** to cancel the process.

Notes



Data Recognition Corporation (DRC)
13490 Bass Lake Road
Maple Grove, MN 55311

Direct: 1-855-787-9615

Website: <https://wida-ams.us>

Revision Date: September 4, 2018