



Report to the Legislature: Professional Development Expenditures FY08

Line-item 7061-0008
June 2009



This document was prepared by the
Massachusetts Department of Elementary and Secondary Education
Mitchell D. Chester, Ed.D.
Commissioner of Elementary and Secondary Education

Board of Elementary and Secondary Education Members

Ms. Maura Banta, Chair, Melrose
Ms. Harneen Chernow, Jamaica Plain
Mr. Gerald Chertavian, Cambridge
Mr. Andrew "AJ" Fajnzylber, Chair, Student Advisory Council, Brookline
Dr. Thomas E. Fortmann, Lexington
Ms. Beverly Holmes, Springfield
Dr. Jeff Howard, Reading
Ms. Ruth Kaplan, Brookline
Dr. Dana Mohler-Faria, Bridgewater
Mr. Paul Reville, Secretary of Education, Worcester
Dr. Sandra L. Stotsky, Brookline
Mitchell D. Chester, Ed.D., Commissioner
and Secretary to the Board

The Massachusetts Department of Elementary and Secondary Education, an affirmative action employer, is committed to ensuring that all of its programs and facilities are accessible to all members of the public.

We do not discriminate on the basis of age, color, disability, national origin, race, religion, sex or sexual orientation. Inquiries regarding the Department's compliance with Title IX and other civil rights laws may be directed to the Human Resources Director, 75 Pleasant St., Malden, MA 02148 781-338-6105.

© 2009 Massachusetts Department of Elementary and Secondary Education
Permission is hereby granted to copy any or all parts of this document for non-commercial educational purposes. Please credit the "Massachusetts Department of Elementary and Secondary Education."

This document printed on recycled paper

Massachusetts Department of Elementary and Secondary Education
75 Pleasant Street, Malden, MA 02148-4906
Phone 781-338-3000 TTY: N.E.T. Relay 800-439-2370
www.doe.mass.edu





Mitchell D. Chester, Ed.D.
Commissioner

Massachusetts Department of Elementary and Secondary Education

75 Pleasant Street, Malden, Massachusetts 02148-4906

Telephone: (781) 338-3000
TTY: N.E.T. Relay 1-800-439-2370

June 2009

Dear Members of the General Court:

The Department of Elementary and Secondary Education respectfully submits this "Report to the Legislature: Professional Development Expenditures" pursuant to Chapter 182 of the Acts of 2008, line-item 7061-0008, which states:

" that each school district shall report annually to the department of elementary and secondary education on its professional development expenditures, in a manner and form prescribed by the commissioner and consistent with the accountability requirements of the federal No Child Left Behind Act P.L.107-110; and provided further, that the department of elementary and secondary education shall report annually to the house and senate committees on ways and means on school districts' professional development spending..."

All public school districts report professional development expenditures as part of the required End of Year Financial Report in four areas: professional development leadership, teacher/instructional staff professional days, substitute salaries for teachers/instructional staff, and professional development stipends, providers, and expenses. For FY08, professional development spending rose to \$203 million statewide, nearly attaining the peak amount of \$212,035,380 in FY03. The median district spent \$138 per pupil.

In addition to this report on professional development expenditures, the FY09 budget has specific line-item appropriations and legislative reports for targeted professional development opportunities in mathematics and science content training (<http://www.doe.mass.edu/research/reports/0209mathsci.pdf>) and English language acquisition professional development (<http://www.doe.mass.edu/research/reports/0509elapd.pdf>). Professional development provides critical support for educators in the state's efforts to reduce the achievement gap.

If you have questions please feel free to contact me.

Sincerely,

Mitchell D. Chester, Ed.D.
Commissioner of Elementary and Secondary Education

Massachusetts Department of Elementary and Secondary Education

Report on Professional Development Expenditures

June 2009

Introduction

The Department of Education respectfully submits this “Report on Professional Development Expenditures” pursuant to Chapter 182 of the Acts of 2009, line-item 7061-0008, which states:

“ that each school district shall report annually to the department of elementary and secondary education on its professional development expenditures, in a manner and form prescribed by the commissioner and consistent with the accountability requirements of the federal No Child Left Behind Act P.L.107-110; and provided further, that the department of elementary and secondary education shall report annually to the house and senate committees on ways and means on school districts’ professional development spending...”

All school districts in the Commonwealth are required to file an End of Year Financial Report (EOYFR) with the Department of Elementary and Secondary Education (ESE) that details spending activity for the most recently completed fiscal year. The EOYFR data base is the source for the following analysis.

Description of Functional Areas and Source of Funds

There are four separate subcategories in the ESE chart of accounts related to professional development. The functional areas are:

- **Professional development leadership (2351)** includes the full-time or prorated salaries of directors who spend at least 50 percent of their time engaged in leadership activities.
- **Teacher/instructional staff professional days (2353)** includes the salaries of teachers and instructional staff who participate in in-service days beyond the contractual number of days of instruction (greater than 180), where at least 50 percent of the day is devoted to professional development. This code also includes stipends for professional staff providing professional development services beyond the regular length of the school day.
- **Substitute salaries for teachers/instructional staff at professional development (2355)**
- **Professional development stipends, providers, and expenses (2357)** includes salaries for teacher trainers, full-time or prorated shares of salaries of instructional supervisors, teachers and other professional staff who spend 50 percent or more of their time providing professional development. This category includes professional staff providing training and support to new teachers, teachers being

trained to implement new curriculum or instructional practices, and/or teachers targeted for training and support to remedy performance weaknesses. It also includes master and mentor teachers, curriculum implementation coaches, and others whose job function is to provide in-district professional development.

Professional Development Expenditures, All Funding Sources

Professional development spending statewide rose from \$199.4 million in FY07 to \$203.0 million in FY08, a modest 1.8 percent. It sustained the gains made in FY07 after the two previous years had shown declines.

**Chart 1
Professional Development Spending FY04 to FY08
Massachusetts Public School Districts**

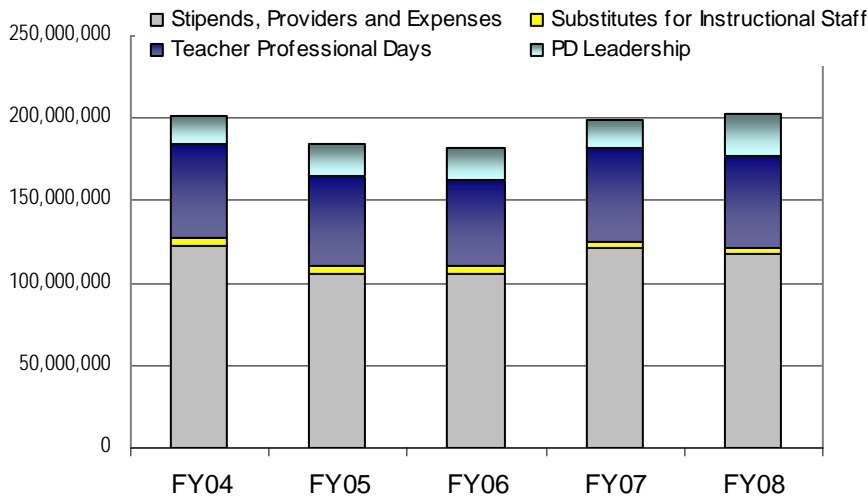
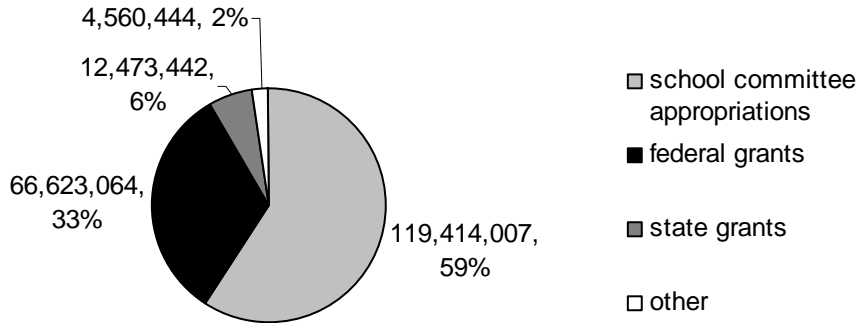


Table 1: Spending On Professional Development, by Functional Area, FY04 to FY08

	FY04	FY05	FY06	FY07	FY08
Total	201,543,015	184,671,802	182,637,194	199,440,886	203,070,957
Stipends, Providers and Expenses	123,004,806	105,887,452	105,999,805	121,260,014	117,301,932
Substitutes for Instructional Staff	4,390,304	4,499,275	4,753,504	4,261,341	4,003,675
Teacher Professional Days	56,841,849	54,974,658	52,397,226	56,232,357	55,788,656
PD Leadership	17,306,056	19,310,417	19,486,659	17,687,174	25,976,694

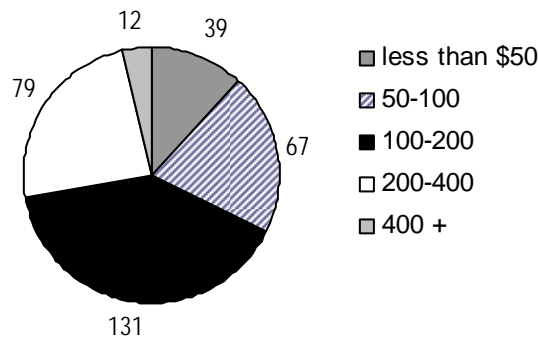
Districts rely much more heavily upon grants to support their professional development activities than they do for other costs. In FY08, 39 percent of the \$203 million spent around the Commonwealth was from state and federal grants, compared to just six percent of total expenditures on all functional areas.

Chart 2: PD Spending FY08 By Funding Source



There is much variation among school districts in how much is spent on professional development. In FY08 thirteen districts spent more than \$400 per pupil, while 39 districts spent less than \$50 per pupil. The median amount was \$139 per pupil.

**Chart 3: PD Spending Ranges Per Pupil
Number of Districts, FY08**



Detailed listings of each district's expenditures for professional development as well as all school functional areas can be found on the ESE school finance website http://finance1.doe.mass.edu/statistics/function08_note.html

Summary

All public school districts report professional development expenditures as part of the required End of Year Financial Report in four areas: professional development leadership, teacher/instructional staff professional days, substitute salaries for teachers/instructional staff, and professional development stipends, providers, and expenses. In FY08, professional development spending rose slightly, to \$203 million statewide, nearly attaining the peak amount from FY03. The median district spent \$139 per pupil.

Chapter 182 of the Acts of 2008

7061-0008 For school aid to cities, towns, regional school districts, counties maintaining agricultural schools, independent vocational schools and independent agricultural and technical schools to be distributed under chapters 70 and 76 of the General Laws and section 3; provided, that \$200,000 of the funds allocated from this item to the city of Lawrence by said section 3 shall be transferred to the University of Massachusetts at Lowell for its college preparation program; provided further, that each school district shall report annually to the department of elementary and secondary education on its professional development expenditures, in a manner and form prescribed by the commissioner and consistent with the accountability requirements of the federal No Child Left Behind Act P.L.107-110; and provided further, that the department of elementary and secondary education shall report annually to the house and senate committees on ways and means on school districts' professional development spending
\$3,948,824,061