

MCAS अभिभावक पोर्टल पर अपने विद्यार्थी के MCAS परीक्षा परिणाम देखें। वर्ष-दर-वर्ष अपने विद्यार्थी के प्रदर्शन पर नज़र रखने के लिए इस डेटा का उपयोग करें।

डेस्कटॉप या मोबाइल डिवाइस पर MCAS अभिभावक पोर्टल देखने के लिए <https://mcasfamilyportal.emetric.net> पर जाएं।

अधिक जानने के लिए नीचे दिए गए किसी अनुभाग का चयन करें या इस मार्गदर्शिका को पूरा पढ़ें।

शुरुआत करना

- स्पैनिश भाषा में देखना
- अपना पासवर्ड रीसेट करना
- विद्यार्थियों को जोड़ना
- विद्यार्थियों को हटाना
- विद्यार्थी का चयन करना

MCAS परीक्षा परिणाम देखना

- परीक्षा इतिहास देखना

- परीक्षा परिणाम देखना
- विस्तृत परिणाम देखना

MCAS-Alt परीक्षा परिणाम देखना

- परीक्षा इतिहास देखना
- परीक्षा परिणाम देखना

अतिरिक्त संसाधन

शुरुआत करना: पहली बार उपयोग करने वाले उपयोगकर्ता

अपने विद्यार्थी का पंजीकरण कोड (जो आपके डिस्ट्रिक्ट से प्राप्त पत्र में दिया गया है) और जन्म तिथि दर्ज करें। इसके बाद Go (आगे बढ़ें) पर क्लिक करें।

यदि आपको अपने विद्यार्थी का पंजीकरण कोड नहीं पता है, तो सहायता के लिए **Where is my registration code?** (मेरा पंजीकरण कोड कहाँ है?) पर क्लिक करें।

The screenshot shows the login page for the Department of Elementary and Secondary Education (dese). The page is titled "First Time Users" and "Returning Users". The "First Time Users" section is circled in blue. It contains a form with the following fields:

- Registration Code: A text input field with a placeholder "12-character Registration Code".
- Date of Birth: Three dropdown menus for Month (MM), Day (DD), and Year (YY).
- Where is my registration code? Resources for Families: A link with an external icon.
- Go: A dark grey button.

The "Returning Users" section contains a form with the following fields:

- Email: A text input field with a placeholder "Input Your Email".
- Password: A text input field with a placeholder "Input Your Password".
- Forgot Password?: A link.
- Log In: A dark grey button.

At the bottom of the page, there are links for "Terms of Use" and "Privacy Policy", and a logo for "powered by eMetric".

शुरुआत करना: पहली बार उपयोग करने वाले उपयोगकर्ता (जारी)

अपने ईमेल पते और पासवर्ड का उपयोग करके एक खाता बनाएं।

गोपनीयता समझौता पढ़ें। बॉक्स पर सही का निशान लगाएँ और **Register** (पंजीकरण करें) पर क्लिक करें।

dese MASSACHUSETTS
Department of Elementary
and Secondary Education

Log in to see your student's
MCAS results

En Español

First Time Users

Enter an email and password to register.
You will use this email and password on subsequent logins.

Your Email:

Confirm Email:

Password:

Must be at least 8 characters, and include: 1 uppercase, 1 number, 1 lowercase, and 1 special character.

I have read and agree to the privacy agreement.

Cancel

Privacy Agreement

The MCAS Family Portal provides secure, online access to a student's state assessment performance. The portal is intended for use by the student's parent(s) or legal guardian(s). Individuals under the age of 14 are not authorized to register for access to this portal.

- I verify that I am the parent or legal guardian of the child and I have legal authority to obtain my child's educational information.
- I certify that I will advise my student's school of any issues resulting in a need for change of access to student records. I also understand that the Massachusetts Department of Elementary and Secondary

[Terms of Use](#) [Privacy Policy](#)

powered by **eMetric**

शुरुआत करना: लौटने वाले उपयोगकर्ता

dese MASSACHUSETTS
Department of Elementary
and Secondary Education

Log in to see your student's
MCAS results

En Español

Returning Users

Enter your email and password.

Email:

Password:

Forgot Password?

Terms of Use [↗](#) Privacy Policy [↗](#)

powered by **eMetric** [↗](#)

लौटने वाले उपयोगकर्ता: वह ईमेल पता और पासवर्ड दर्ज करें जिससे आपने पंजीकरण किया था, और फिर Log In (लॉग इन) पर क्लिक करें।

शुरुआत करना: स्पैनिश भाषा में देखना

dese MASSACHUSETTS
Department of Elementary
and Secondary Education

Log in to see your student's
MCAS results

En Español

First Time Users

Enter your student's registration code and date of birth.

Registration Code:
12-character Registration Code

Date of Birth: MM

Where is my registration code?
Resources for Families

Go

Returning Users

Enter your email address and password.

Log In

MCAS अभिभावक पोर्टल को स्पैनिश भाषा में देखने के लिए En Español लिंक का चयन करें।

Terms of Use Privacy Policy

powered by eMetric

dese MASSACHUSETTS
Department of Elementary
and Secondary Education

Inicie sesión para ver los
resultados del
MCAS del estudiante

View in English

Nuevos usuarios

Ingrese el código de registro y la fecha de nacimiento del estudiante.

Código de registro:
Código de registro de 12 caracteres

Fecha de nacimiento:
MM DD AAAA

¿Dónde está mi código de registro?
Recursos para familias

Vamos

Usuarios recurrentes

Ingrese su correo electrónico y contraseña.

Correo electrónico:
Ingrese su dirección correo electrónico

Contraseña:
Ingrese su contraseña

¿Olvidó su contraseña?

Iniciar sesión

Condiciones de uso Política de privacidad

Desarrollado por eMetric

अपना पासवर्ड रीसेट करना

dese MASSACHUSETTS Department of Elementary and Secondary Education
Log in to see your student's MCAS results
En Español

First Time Users
Enter your student's registration code and date of birth.
Registration Code: [Input Field]
Date of Birth: [MM] [DD] [YY]
Where is my registration code? Resources for Families [Link]
Go

Returning Users
Enter your email and password.
Email: [Input Field]
Password: [Input Field]
Forgot Password? [Link]
Log In

Reset Your Password
Enter the email address you registered with. A reset password link will be sent to the registered email.

Your Email [Input Field]
Confirm Email [Input Field]
Cancel [Link] **Send Reset Email** [Button]

✓
A password reset email has been sent to emailaddress@mail.com
OK [Button]

Reset Your Password
Password: [Input Field]
Must be at least 8 characters, and include: 1 uppercase, 1 number, 1 lowercase, and 1 special character.
Confirm Password: [Input Field]
Confirm [Button]

1 लौटने वाले उपयोगकर्ता अपना पासवर्ड रीसेट करने के लिए **Forgot Password? (पासवर्ड भूल गए?)** लिंक पर क्लिक कर सकते हैं।

2 खाते में पंजीकृत ईमेल पता दर्ज करें और पुष्टि करने के लिए इसे दोबारा दर्ज करें। **Send Reset Email (ईमेल रीसेट करने के लिए भेजें)** पर क्लिक करें।


3 OK (ठीक पर क्लिक करें)।

4 अपना ईमेल देखें और उसमें दिए गए लिंक पर जाएं। आपको पोर्टल में अपना पासवर्ड रीसेट करने के लिए कहा जाएगा।

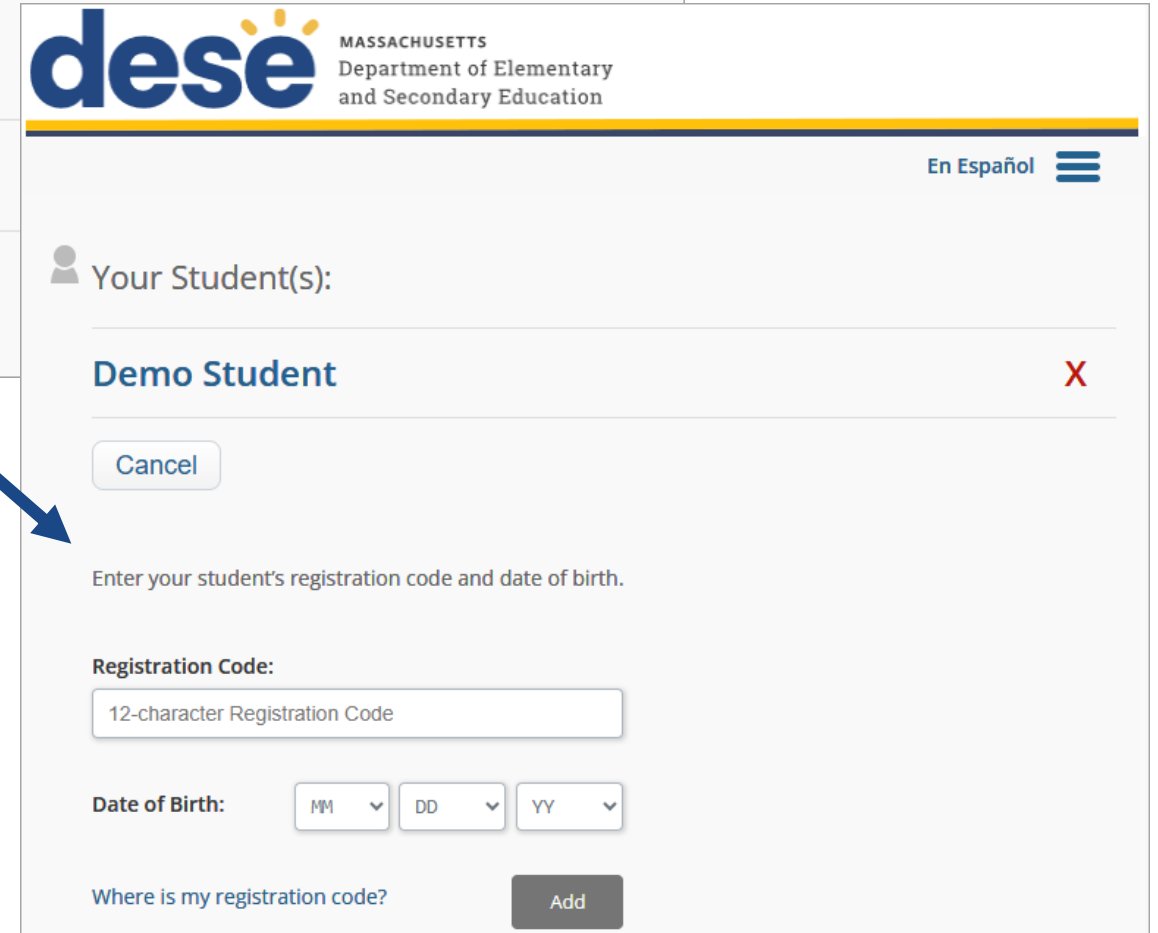
विद्यार्थियों को जोड़ना

प्रत्येक माता-पिता/ अभिभावक अपना खुद का खाता बना सकते हैं और अधिकतम 10 विद्यार्थियों को जोड़ सकते हैं। तीन खाते एक ही विद्यार्थी को साझा कर सकते हैं। खाता बनाने के लिए आपकी आयु 14 वर्ष या उससे अधिक होनी चाहिए।

अपने खाते में अन्य विद्यार्थियों को जोड़ने के लिए, **Add New Student (नया विद्यार्थी जोड़ें)** पर क्लिक करें, विद्यार्थी का पंजीकरण कोड और जन्म तिथि दर्ज करें, और फिर **'Add (जोड़ें)'** पर क्लिक करें।



The screenshot shows the top of the dese website. The logo 'dese' is on the left, followed by 'MASSACHUSETTS Department of Elementary and Secondary Education'. On the right, there is a language selector 'En Español' with a menu icon. Below the header, there is a section titled 'Your Student(s):' containing a card for 'Demo Student' and a button labeled 'Add New Student'.



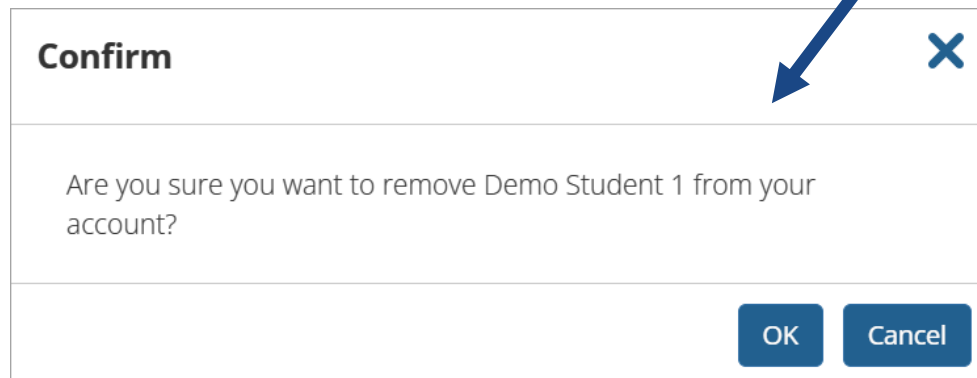
This screenshot shows the 'Add New Student' form. It features the dese logo and header at the top. Below the 'Your Student(s):' section, there is a 'Demo Student' entry with a red 'X' icon. A 'Cancel' button is visible. The main form area prompts the user to 'Enter your student's registration code and date of birth.' It includes a 'Registration Code' field with a placeholder '12-character Registration Code' and a 'Date of Birth' field with three dropdown menus for 'MM', 'DD', and 'YY'. At the bottom, there is a link 'Where is my registration code?' and an 'Add' button.

विद्यार्थियों को हटाना

किसी विद्यार्थी को हटाने के लिए, विद्यार्थी के नाम के पास बने लाल X पर क्लिक करें। हटाने की प्रक्रिया की पुष्टि करने के लिए एक पॉप-अप संदेश दिखाई देगा।



The screenshot shows the 'dese' logo and 'MASSACHUSETTS Department of Elementary and Secondary Education' at the top. On the right, there is a language option 'En Español' with a menu icon. Below this, a section titled 'Your Student(s):' contains a list of students. The first student is 'Demo Student 1' and the second is 'Demo Student 2'. To the right of each student name is a red 'X' icon, which is highlighted with a blue box. Below the list is a button labeled 'Add New Student'.



The dialog box is titled 'Confirm' and has a close button (X) in the top right corner. The main text asks: 'Are you sure you want to remove Demo Student 1 from your account?'. At the bottom, there are two buttons: 'OK' and 'Cancel'.

विद्यार्थी का चयन करना

The screenshot shows the 'dese' website header with the logo and 'MASSACHUSETTS Department of Elementary and Secondary Education'. On the right, there are links for 'En Español', 'Help', 'Update Email', and 'Sign Out'. A blue box highlights the 'Help' link. Below the header, there is a section titled 'Your Student(s):' with a list of three demo students: 'Demo Student 1', 'Demo Student 2', and 'Demo Student 3'. Each student name has a red 'X' icon to its right. At the bottom of this section is a button labeled 'Add New Student'.

किसी विद्यार्थी का परीक्षा इतिहास देखने के लिए, उस विद्यार्थी के नाम का चयन करें।

अपना ईमेल पता अपडेट करने या MCAS अभिभावक पोर्टल से साइन आउट करने के लिए मेन आइकन पर क्लिक करें।

MCAS परीक्षा परिणाम देखना

परीक्षा इतिहास देखना: MCAS

Test History (परीक्षा इतिहास) पेज उस शैक्षणिक वर्ष के लिए विद्यार्थी के परिणामों का एक संक्षिप्त विवरण देता है।

यदि उपलब्ध हो, तो पिछले वर्षों के डेटा देखने के लिए 'School Year (स्कूल वर्ष)' ड्रॉप-डाउन मेनू का उपयोग करें।

The screenshot shows the Dese (Department of Elementary and Secondary Education) website interface. At the top, there is a 'Switch Student' button and a language selector 'En Español'. Below this, a text box explains that the test summary allows users to view scores across subjects and review testing history over different years. The page is titled 'Student Test History for Demo Student' with a SASID of 9058143501. A dropdown menu for 'School Year' is set to '2024 - 2025'. The main content is a table with columns for subject, score, and achievement level.

School Year	2024 - 2025	Scaled Score / Achievement Level	
Grade 4 English Language Arts	MCAS Spring 2025	524	Meeting Expectations
Grade 4 Mathematics	MCAS Spring 2025	506	Meeting Expectations

एक विद्यार्थी के खाते से दूसरे पर जाने के लिए, **Switch Student (विद्यार्थी बदलें)** बटन का चयन करें।

अधिक विस्तृत जानकारी के लिए, किसी परीक्षा का चयन करें।

परीक्षा परिणाम देखना: MCAS

The screenshot shows the Dese (Department of Elementary and Secondary Education) website interface. At the top, the Dese logo is displayed with the text "MASSACHUSETTS Department of Elementary and Secondary Education". A navigation bar includes "En Español" and a menu icon. Below this, there are four main navigation tabs: "Test History", "Test Results" (which is highlighted), "Detailed Results", and "Resources". The "Test Results" tab is active, showing student information: "Student Name: Student, Demo", "Student Grade: 04", "District: Cyber Valley", "SASID: 9058143501", "School: Cyber Valley Sch1-002", and "Date of Birth: 12/18/2013". A blue header bar indicates the subject and time: "English Language Arts - Spring 2025". The main content area contains a paragraph explaining that the report shows scores and achievement levels for MCAS tests. Below this, there is a section titled "English Language Arts Achievement Level Meeting Expectations" with a score of 524 (Score Range: 440-560).

Student Name: Student, Demo Student Grade: 04
District: Cyber Valley SASID: 9058143501
School: Cyber Valley Sch1-002 Date of Birth: 12/18/2013

English Language Arts - Spring 2025

This report provides your student's results on the spring 2025 Massachusetts Comprehensive Assessment System (MCAS) tests. For each test your student took in spring 2025, the report shows your student's score and achievement level. For some tests, the report also provides information about your student's academic progress, or growth.

The Test Results tab provides additional details about your student's performance on each test, while the Detailed Results tab provides information about how they performed on individual test questions. The Test Results tab also compares your student's performance to the performance of students in the school, district, and state.

Information about your student's achievement in this report should be used alongside other assessments and information, such as school tests and classroom work, when possible.

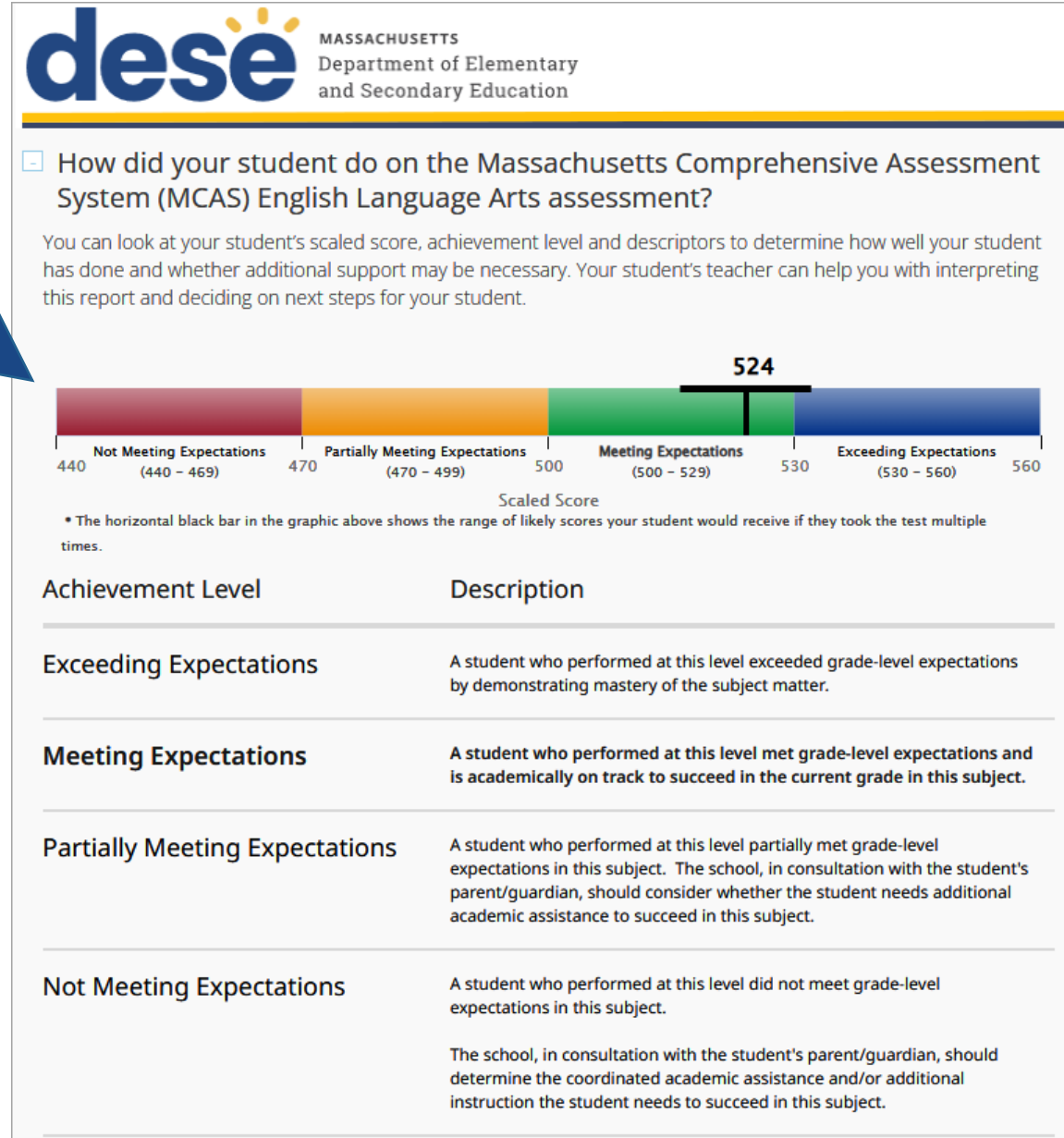
English Language Arts
Achievement Level
Meeting Expectations

Score
524
(Score Range: 440-560)

Test Results (परीक्षा परिणाम) टैब आपके विद्यार्थी का उपलब्धि स्तर और स्कोर दिखाता है। अपने विद्यार्थी के प्रदर्शन के बारे में अधिक जानकारी के लिए रिपोर्ट को नीचे स्कॉल करें।

परीक्षा परिणाम देखना: उपलब्धि स्तर

यहाँ आप अपने विद्यार्थी का स्कोर और उपलब्धि स्तर देख सकते हैं, जो यह दर्शाता है कि उन्होंने परीक्षा में कैसा प्रदर्शन किया है। इस उदाहरण में, विद्यार्थी का प्राप्तांक 524 था, जो 'उम्मीदों पर खरा उतरना' के स्तर में आता है।



अपने ब्राउज़र से सीधे MCAS अभिभावक पोर्टल के पेजों को प्रिंट करें।

परीक्षा परिणाम देखना: डेटा तुलना

यह देखने के लिए नीचे स्कॉल करें कि आपके विद्यार्थी ने अपने स्कूल, जिला और राज्य के विद्यार्थियों की तुलना में कितना स्कोर किया है।

पिछले दो वर्षों के लिए अपने विद्यार्थी के स्कोर देखें (यदि उपलब्ध हों)।



How did your student perform compared to students in their school, district, and state?

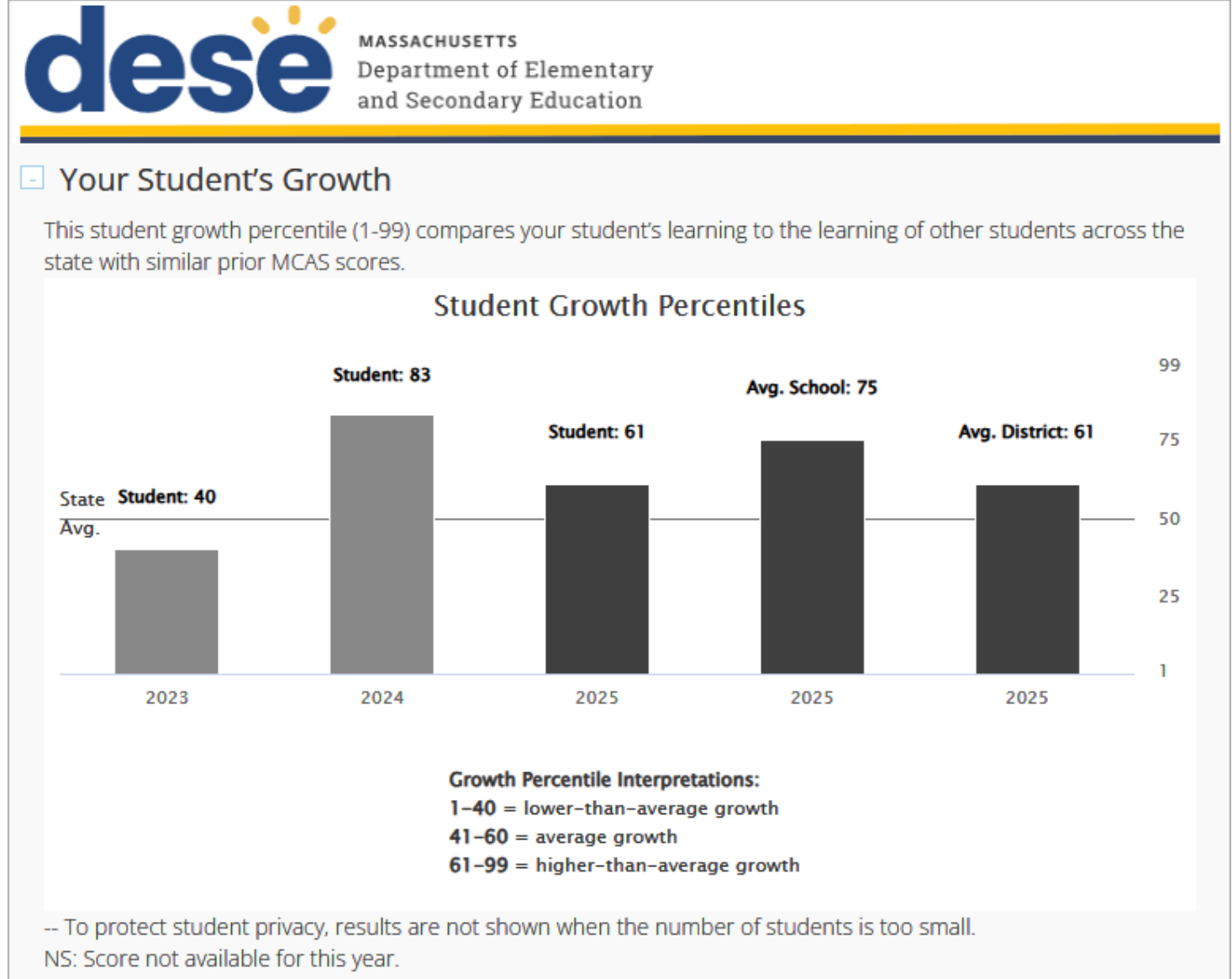
This table shows how your student performed compared to students in their school, district, and state. A historical record of your student's scaled scores for the last two years are also shown.

Your Student's			Average Score		
Year	Grade	Score	School	District	State
2025	07	515	520	510	491
2024	06	522			
2023	05	504			

N/A: Summary data is not provided during preliminary reporting but will be included for official MCAS reporting.
NS: Score not available for this year.

परीक्षा परिणाम देखना: विद्यार्थी का विकास

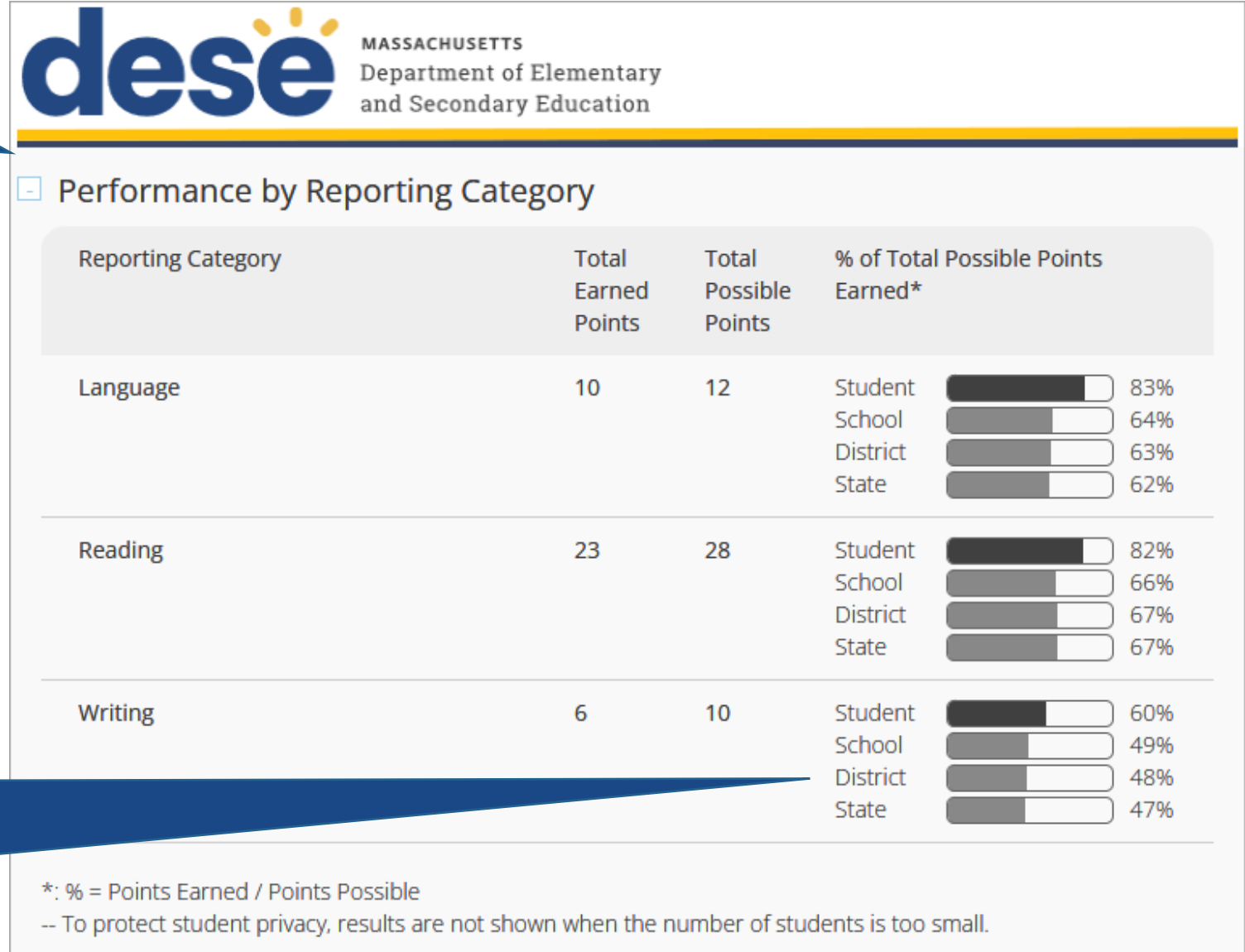
स्कूल, जिला और राज्य के अन्य विद्यार्थियों के विकास की तुलना में अपने विद्यार्थी का विकास देखें।



परीक्षा परिणाम देखना: रिपोर्टिंग श्रेणी

देखें कि आपके विद्यार्थी ने विशिष्ट रिपोर्टिंग श्रेणियों, या किसी विषय के भीतर सीखने के क्षेत्रों में कैसा प्रदर्शन किया है।

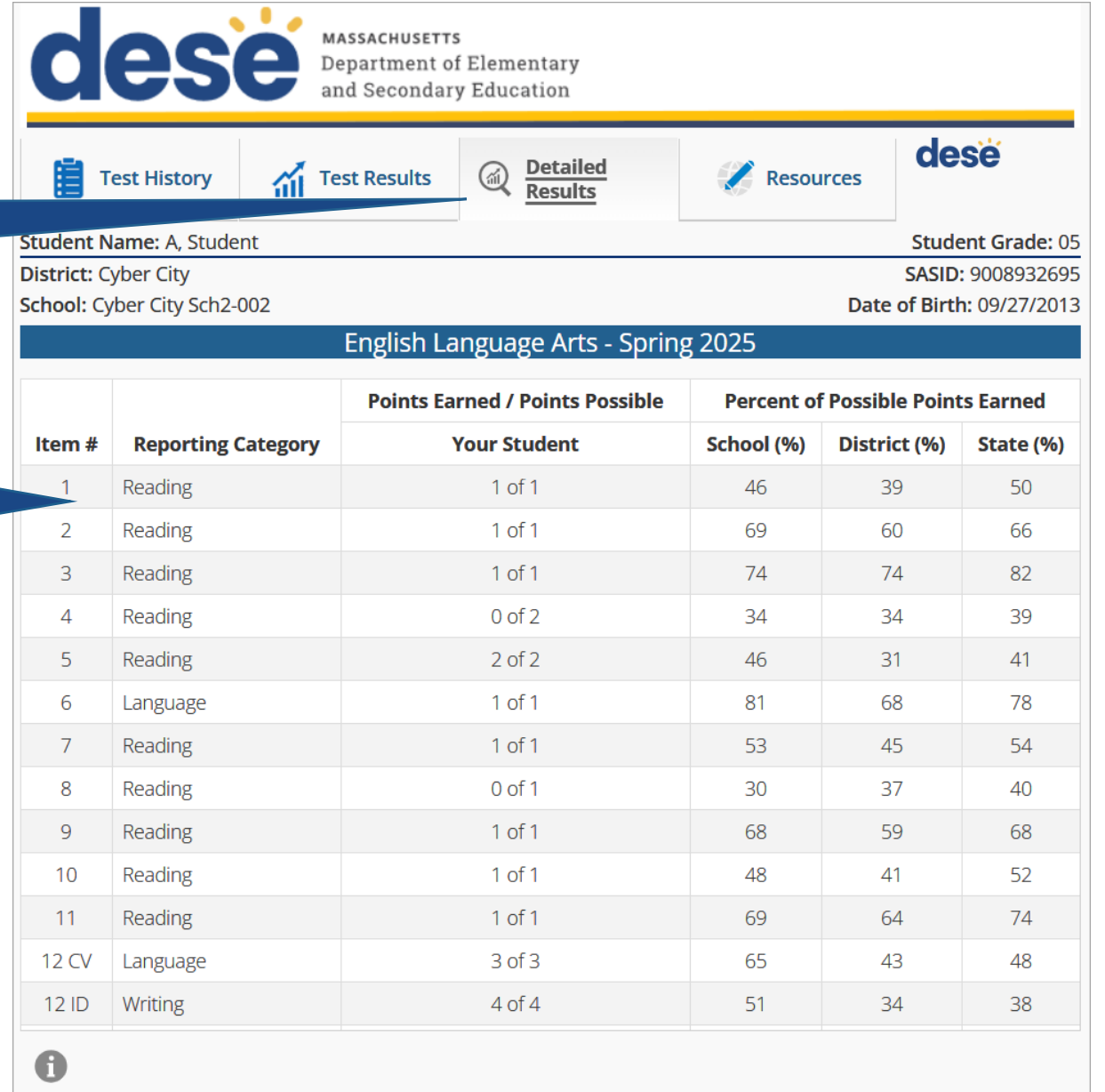
आपके विद्यार्थी द्वारा अर्जित अंकों के प्रतिशत की तुलना उनके स्कूल, डिस्ट्रिक्ट और राज्य के अन्य विद्यार्थियों द्वारा अर्जित अंकों के प्रतिशत से करें।



विस्तृत परिणाम देखना

Detailed Results (विस्तृत परिणाम) टैब आपको अपने विद्यार्थी के प्रदर्शन के बारे में अधिक जानकारी देता है।

यह दिखाता है कि आपके विद्यार्थी ने परीक्षा के प्रत्येक प्रश्न पर कैसा प्रदर्शन किया। यह रिपोर्टिंग श्रेणी (या सीखने के क्षेत्र), आपके विद्यार्थी द्वारा अर्जित अंक और कुल संभावित अंक सूचीबद्ध करता है।



The screenshot shows the Dese (Department of Elementary and Secondary Education) website interface. At the top, there are navigation tabs: Test History, Test Results, Detailed Results (highlighted), and Resources. Below the navigation, student information is displayed: Student Name: A, Student; District: Cyber City; School: Cyber City Sch2-002; Student Grade: 05; SASID: 9008932695; Date of Birth: 09/27/2013. The main heading is "English Language Arts - Spring 2025". Below this is a table with columns for Item #, Reporting Category, Points Earned / Points Possible (Your Student), and Percent of Possible Points Earned (School (%), District (%), State (%)).

Item #	Reporting Category	Points Earned / Points Possible	Percent of Possible Points Earned		
		Your Student	School (%)	District (%)	State (%)
1	Reading	1 of 1	46	39	50
2	Reading	1 of 1	69	60	66
3	Reading	1 of 1	74	74	82
4	Reading	0 of 2	34	34	39
5	Reading	2 of 2	46	31	41
6	Language	1 of 1	81	68	78
7	Reading	1 of 1	53	45	54
8	Reading	0 of 1	30	37	40
9	Reading	1 of 1	68	59	68
10	Reading	1 of 1	48	41	52
11	Reading	1 of 1	69	64	74
12 CV	Language	3 of 3	65	43	48
12 ID	Writing	4 of 4	51	34	38

विस्तृत परिणाम देखना (जारी)

आपके विद्यार्थी की रिपोर्ट पर दिखाई देने वाले संक्षिप्त रूपों को समझने के लिए **Detailed Results (विस्तृत परिणाम)** टैब के निचले हिस्से में दिए गए सर्कल पर कर्सर ले जाएं।

ID	Reading	Port
11	Reading	1 of 1
12 CV	Language	1 of 3
12 ID	Writing	1 of 4
13	Reading	1 of 1
14	Reading	1 of 1
15	Language	2 of 2

CV Essay conventions score
ID Essay idea development score



MCAS-Alt परीक्षा परिणाम देखना

परीक्षा इतिहास देखना: MCAS-Alt

The screenshot shows the 'Test History' page for a demo student. At the top, there is a 'Switch Student' button. Below it, a text box explains that the test summary allows users to see scores across subjects and review testing history from different years. The page is titled 'Student Test History for Demo Student' with a SASID of 9980000004. A 'School Year' dropdown menu is set to '2024 - 2025'. A table lists test results for Grade 8 Civics, English Language Arts, Mathematics, and Science and Technology/Engineering, all showing 'Progressing' status. A note at the bottom states that scaled scores are not reported for MCAS-Alt.

School Year	Scaled Score / Achievement Level
2024 - 2025	
Grade 8 Civics MCAS-Alt Spring 2025	Progressing
Grade 8 English Language Arts MCAS-Alt Spring 2025	Progressing
Grade 8 Mathematics MCAS-Alt Spring 2025	Progressing
Grade 8 Science and Technology/ Engineering MCAS-Alt Spring 2025	Progressing

Scaled Scores are not reported for MCAS-Alt.

Test History (परीक्षा इतिहास) पेज उस शैक्षणिक वर्ष के लिए विद्यार्थी के परिणामों का एक संक्षिप्त विवरण देता है।

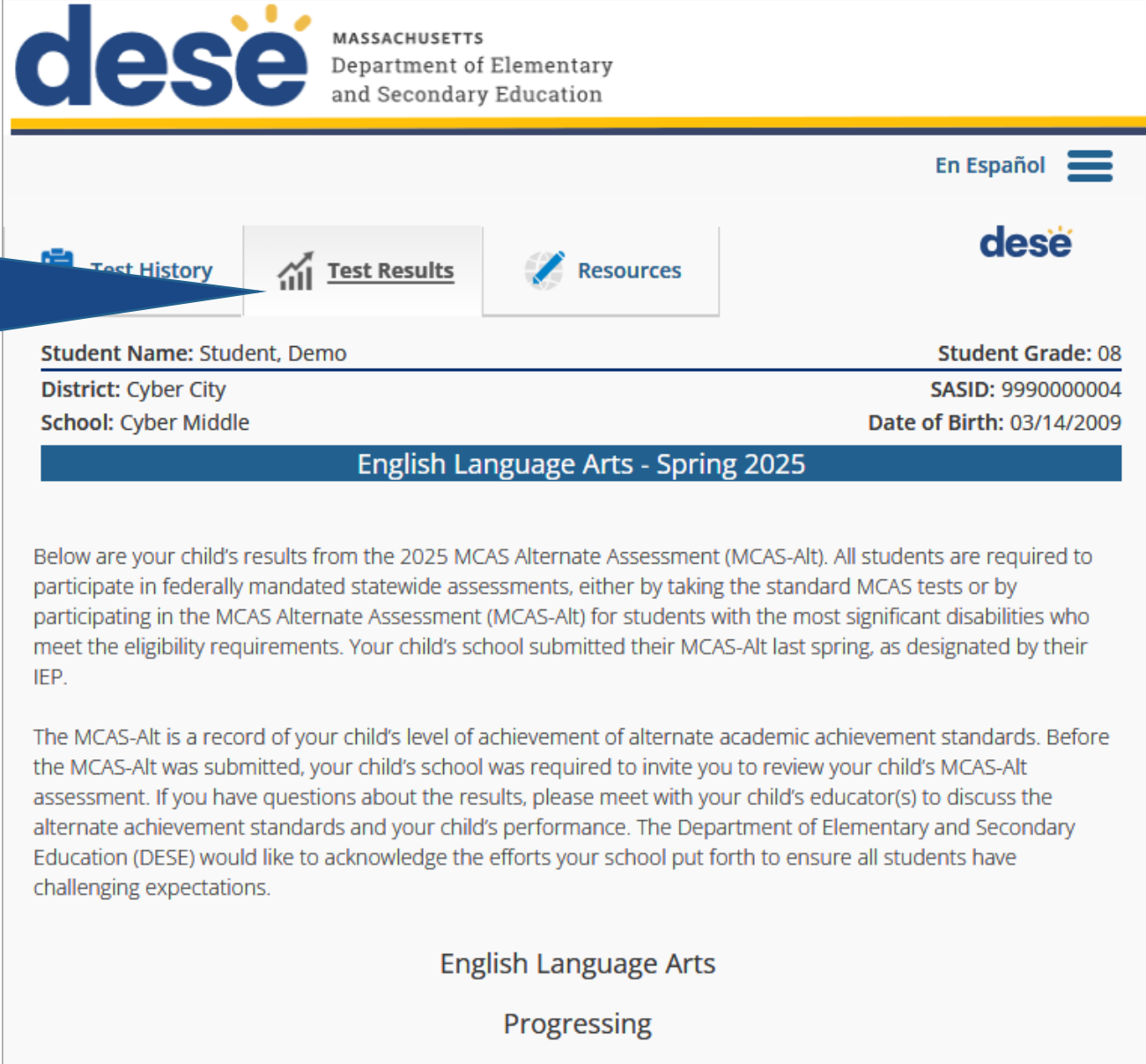
यदि उपलब्ध हो, तो पिछले वर्षों के डेटा देखने के लिए School Year (स्कूल वर्ष) ड्रॉप-डाउन मेनू का उपयोग करें।

एक विद्यार्थी के खाते से दूसरे पर जाने के लिए, Switch Student (विद्यार्थी बदलें) बटन का चयन करें।

अधिक विस्तृत जानकारी के लिए, किसी परीक्षा का चयन करें।

परीक्षा परिणाम देखना: MCAS-Alt

Test Results (परीक्षा परिणाम) टैब आपके विद्यार्थी का उपलब्धि स्तर दिखाता है। अपने विद्यार्थी के प्रदर्शन के बारे में अधिक जानकारी के लिए रिपोर्ट को नीचे स्कॉल करें।



The screenshot shows the DESE (Department of Elementary and Secondary Education) website interface. At the top, the DESE logo is displayed alongside the text "MASSACHUSETTS Department of Elementary and Secondary Education". A navigation bar includes "En Español" with a menu icon and the DESE logo. Below this, three main navigation tabs are visible: "Test History", "Test Results" (which is highlighted with a blue underline), and "Resources".

Below the navigation tabs, student information is displayed in two columns:

- Student Name: Student, Demo
- Student Grade: 08
- District: Cyber City
- SASID: 9990000004
- School: Cyber Middle
- Date of Birth: 03/14/2009

A blue banner below the student information reads "English Language Arts - Spring 2025".

The main content area contains the following text:

Below are your child's results from the 2025 MCAS Alternate Assessment (MCAS-Alt). All students are required to participate in federally mandated statewide assessments, either by taking the standard MCAS tests or by participating in the MCAS Alternate Assessment (MCAS-Alt) for students with the most significant disabilities who meet the eligibility requirements. Your child's school submitted their MCAS-Alt last spring, as designated by their IEP.

The MCAS-Alt is a record of your child's level of achievement of alternate academic achievement standards. Before the MCAS-Alt was submitted, your child's school was required to invite you to review your child's MCAS-Alt assessment. If you have questions about the results, please meet with your child's educator(s) to discuss the alternate achievement standards and your child's performance. The Department of Elementary and Secondary Education (DESE) would like to acknowledge the efforts your school put forth to ensure all students have challenging expectations.

At the bottom of the page, the text "English Language Arts" and "Progressing" is displayed.

MCAS-Alt परीक्षा परिणाम देखना: उपलब्धि स्तर

यहाँ आप अपने विद्यार्थी का उपलब्धि स्तर देख सकते हैं, जो यह दर्शाता है कि उन्होंने परीक्षा में कैसा प्रदर्शन किया है। इस उदाहरण में, विद्यार्थी का उपलब्धि स्तर 'प्रगतिशील' है।

अपने ब्राउज़र से सीधे MCAS अभिभावक पोर्टल के पेजों को प्रिंट करें।



☐ How did your student do on the Massachusetts Comprehensive Assessment System - Alternate (MCAS-Alt) English Language Arts assessment?

Achievement Level

Description

Progressing

A student at this level demonstrated a **partial understanding below grade-level expectations** of selected learning standards and core knowledge topics contained in the Massachusetts curriculum framework for the subject. Students at this level are steadily learning new knowledge, skills, and concepts. Students require minimal prompting and assistance, and their performance is basically accurate.

Emerging

A student at this level demonstrated a **simple understanding below grade-level expectations** of a limited number of learning standards and core knowledge topics contained in the Massachusetts curriculum framework for the subject. Students at this level require frequent prompting and assistance, and their performance is limited and inconsistent.

Awareness

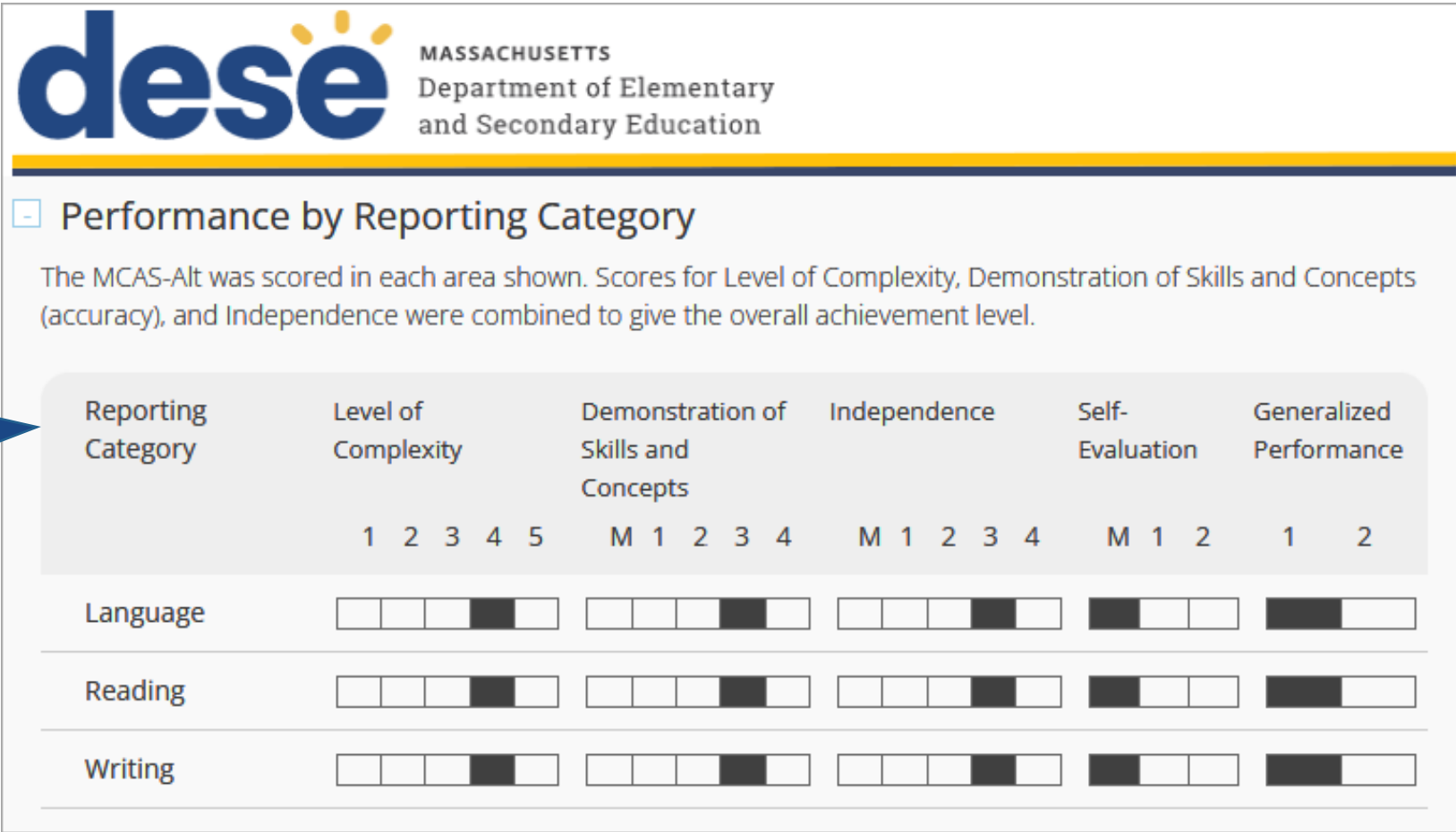
A student at this level demonstrated **very little understanding** of learning standards and core knowledge topics contained in the Massachusetts curriculum framework for the subject. Students at this level require extensive prompting and assistance, and their performance is mostly inaccurate.

Incomplete

Sufficient evidence and information was not included to allow an achievement level to be determined in the subject.

MCAS-Alt परीक्षा परिणाम देखना: रिपोर्टिंग श्रेणी

देखें कि आपके विद्यार्थी ने विशिष्ट रिपोर्टिंग श्रेणियों, या किसी विषय के भीतर सीखने के क्षेत्रों में कैसा प्रदर्शन किया है।



MCAS-Alt परीक्षा परिणाम देखना: स्कोरिंग क्षेत्र



MASSACHUSETTS
Department of Elementary
and Secondary Education

☐ Your child's MCAS-Alt was scored in the following Scoring Areas

Level of Complexity — How your child addressed the learning standards in each subject (strand)

- 5 - Student addresses a broad range of curriculum framework learning standards (three or more) at grade-level expectations in this strand.
- 4 - Student addresses a narrow sample of curriculum framework learning standards (one or two) at grade-level expectations in this strand.
- 3 - Student addresses curriculum framework learning standards that have been modified below grade-level expectations in this strand.
- 2 - Student primarily addresses social, motor, and communication "access skills" during instruction based on curriculum framework learning standards in this strand.
- 1 - Strand reflects little or no basis in, or is unmatched to, curriculum framework learning standard(s) required for assessment.

Demonstration of Skills and Concepts — The percentage of accurate (correct) responses

- 4 - Student's performance is accurate and is of consistently high quality in this strand (76-100% accurate).
- 3 - Student's performance is mostly accurate and demonstrates some understanding in this strand (51-75% accurate).
- 2 - Student's performance is limited and inconsistent with regard to accuracy and demonstrates limited understanding in this strand (26-50% accurate).
- 1 - Student's performance is primarily inaccurate and demonstrates minimal understanding in this strand (0-25% accurate).
- M - Strand contains insufficient information to determine a score.

MCAS-Alt मूल्यांकन के स्कोरिंग क्षेत्रों की विस्तृत जानकारी देखें।

Independence — The amount of assistance your child received

- 4 - Student requires minimal verbal, visual, and physical assistance to demonstrate skills and concepts in this strand (76-100% independent).
- 3 - Student requires some verbal, visual, and physical assistance to demonstrate skills and concepts in this strand (51-75% independent).
- 2 - Student requires frequent verbal, visual, and physical assistance to demonstrate skills and concepts in this strand (26-50% independent).
- 1 - Student requires extensive verbal, visual, and physical assistance to demonstrate skills and concepts in this strand (0-25% independent).
- M - Strand contains insufficient information to determine a score.

Self-Evaluation — Your child's awareness of his or her performance

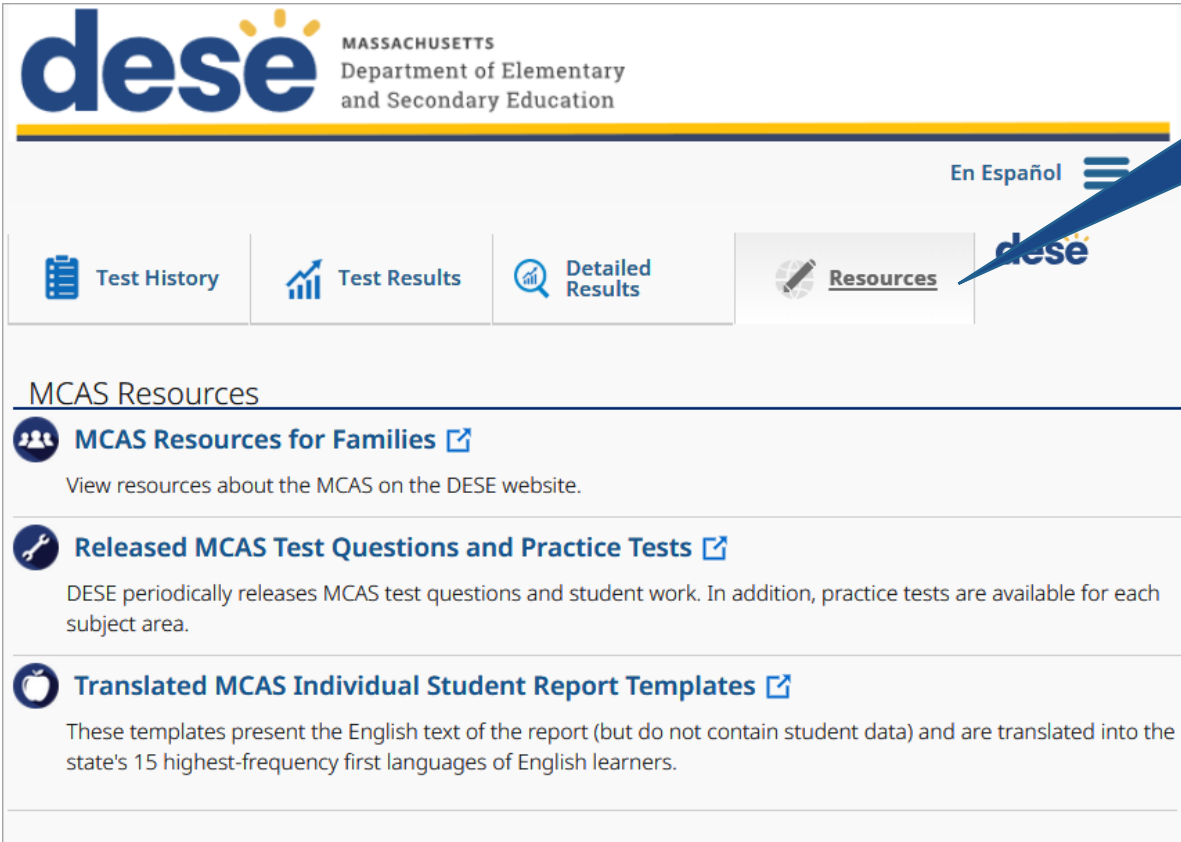
- 2 - Student frequently plans, self-corrects, monitors, sets goals, and reflects in this subject; multiple examples of self-evaluation were found in this strand.
- 1 - Student infrequently plans, self-corrects, monitors, sets goals, and reflects in this subject; only one example of self-evaluation was found in this strand.
- M - Evidence of planning, self-correction, task-monitoring, goal-setting, and reflection was not found in this strand.

Generalized Performance — The number of approaches used by your child to demonstrate knowledge and skills

- 2 - Student demonstrates knowledge and skills in multiple contexts, or uses multiple approaches and/or methods of response and participation in this strand.
- 1 - Student demonstrates knowledge and skills in one context, or uses one approach and/or method of response and participation in this strand.

अतिरिक्त संसाधन

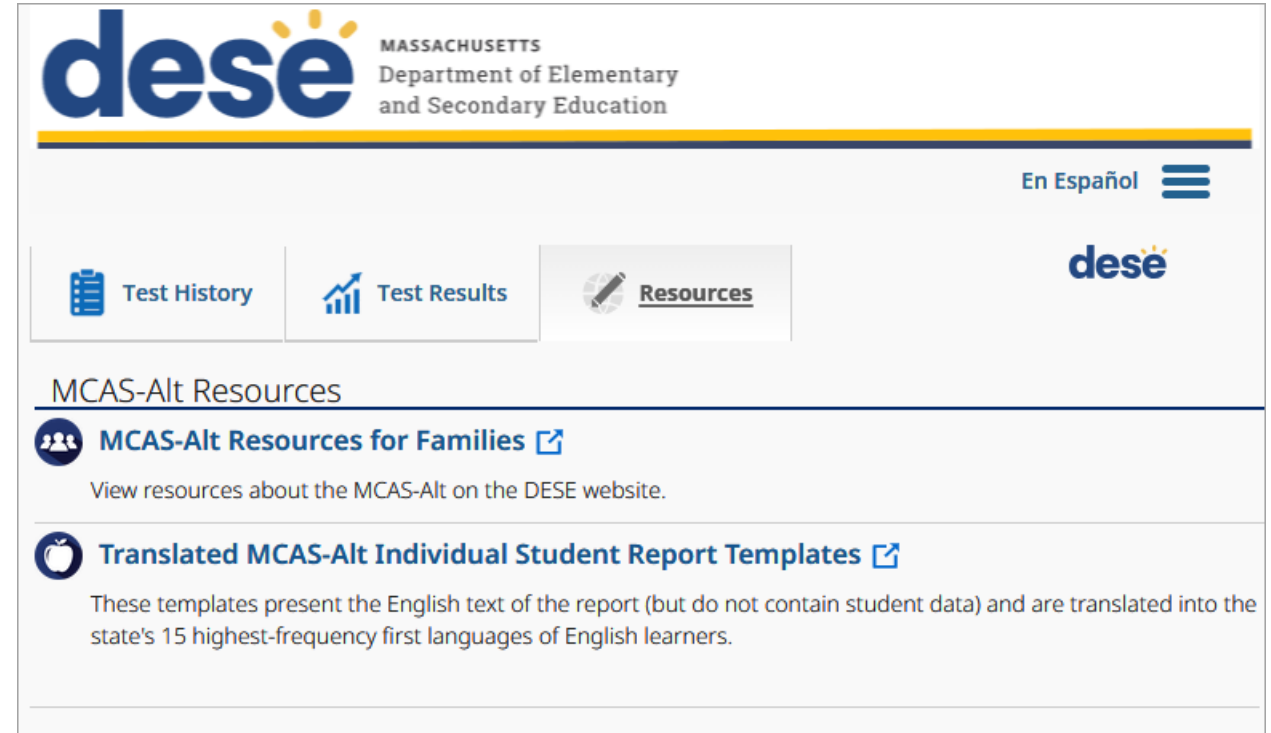
MCAS संसाधन



The screenshot shows the DESE website interface. At the top, the logo for 'dese' (Massachusetts Department of Elementary and Secondary Education) is visible. Below the logo, there are navigation tabs: 'Test History', 'Test Results', 'Detailed Results', and 'Resources'. The 'Resources' tab is highlighted with a blue border and a white background. A blue callout box points to the 'Resources' tab with text in Hindi. Below the navigation tabs, the 'MCAS Resources' section is displayed, featuring three links: 'MCAS Resources for Families', 'Released MCAS Test Questions and Practice Tests', and 'Translated MCAS Individual Student Report Templates'.

MCAS परीक्षाओं के बारे में उपयोगी जानकारी खोजने के लिए **Resources (संसाधन)** टैब पर क्लिक करें, जिसमें विभिन्न भाषाओं में विद्यार्थी रिपोर्ट के टेम्प्लेट शामिल हैं।

MCAS-Alt संसाधन



The screenshot shows the DESE website interface for MCAS-Alt. At the top, the logo for 'dese' (Massachusetts Department of Elementary and Secondary Education) is visible. Below the logo, there are navigation tabs: 'Test History', 'Test Results', and 'Resources'. The 'Resources' tab is highlighted with a blue border and a white background. Below the navigation tabs, the 'MCAS-Alt Resources' section is displayed, featuring two links: 'MCAS-Alt Resources for Families' and 'Translated MCAS-Alt Individual Student Report Templates'.