

Руководство по использованию портала для членов семей

Ознакомьтесь с результатами прохождения тестов по Системе комплексной оценки в штате Massachusetts (MCAS) вашим учащимся на портале MCAS для членов семей. Используйте эти данные для отслеживания успеваемости вашего ученика из года в год.

Перейдите по ссылке <https://mcasfamilyportal.emetric.net>, чтобы просмотреть информацию, размещенную на портале MCAS для членов семей, на компьютере или мобильном устройстве.

Выберите раздел ниже или пролистайте это руководство, чтобы узнать больше.

С чего начать

- Просмотр информации на испанском языке
- Сброс пароля
- Добавление учеников
- Удаление учеников
- Выбор ученика

Просмотр результатов оценивания по системе MCAS

- Просмотр истории прохождения тестов

- Просмотр результатов тестов
- Просмотр подробных результатов

Просмотр результатов альтернативного оценивания по системе MCAS (MCAS-Alt)

- Просмотр истории прохождения тестов
- Просмотр результатов тестов

Дополнительные ресурсы

С чего начать: новые пользователи

Введите **регистрационный код** вашего ученика (указан в письме от администрации вашего района) и **дату рождения**. Затем нажмите «Go» («Далее»).

Если вы не знаете регистрационный код вашего ученика, нажмите «**Where is my registration code?**» («Где найти мой регистрационный код?»), чтобы получить помощь.

The screenshot shows the Dese login interface. At the top left is the 'dese' logo with 'MASSACHUSETTS Department of Elementary and Secondary Education' to its right. At the top right, it says 'Log in to see your student's MCAS results'. Below the header, there are two main sections: 'First Time Users' (circled in blue) and 'Returning Users'. The 'First Time Users' section contains a text prompt 'Enter your student's registration code and date of birth.', a 'Registration Code' input field with a placeholder '12-character Registration Code', and a 'Date of Birth' section with three dropdown menus for MM, DD, and YY. Below these is a link 'Where is my registration code? Resources for Families' with an external link icon, and a 'Go' button. The 'Returning Users' section contains a text prompt 'Enter your email and password.', an 'Email' input field with a placeholder 'Input Your Email', a 'Password' input field with a placeholder 'Input Your Password', a 'Forgot Password?' link, and a 'Log In' button. At the bottom, there are links for 'Terms of Use' and 'Privacy Policy', and a footer that says 'powered by eMetric'.

С чего начать: новые пользователи (продолжение)

Создайте учетную запись, используя свой адрес электронной почты и пароль.

Ознакомьтесь с соглашением о конфиденциальности. Поставьте галочку и нажмите «Register» («Зарегистрироваться»).

The screenshot shows the registration interface for the Dese (Department of Elementary and Secondary Education) portal. At the top left is the 'dese' logo with the text 'MASSACHUSETTS Department of Elementary and Secondary Education'. At the top right, there is a link to 'Log in to see your student's MCAS results' and a language option 'En Español'. The main content area is divided into two sections: 'First Time Users' and 'Privacy Agreement'. The 'First Time Users' section contains instructions to enter an email and password, followed by three input fields: 'Your Email', 'Confirm Email', and 'Password'. Below the password field is a note: 'Must be at least 8 characters, and include: 1 uppercase, 1 number, 1 lowercase, and 1 special character.' At the bottom of this section is a checkbox for 'I have read and agree to the privacy agreement.' and two buttons: 'Cancel' and 'Register'. The 'Privacy Agreement' section contains a scrollable text box with the following text: 'The MCAS Family Portal provides secure, online access to a student's state assessment performance. The portal is intended for use by the student's parent(s) or legal guardian(s). Individuals under the age of 14 are not authorized to register for access to this portal.' Below this text is a bulleted list of two items: 'I verify that I am the parent or legal guardian of the child and I have legal authority to obtain my child's educational information.' and 'I certify that I will advise my student's school of any issues resulting in a need for change of access to student records. I also understand that the Massachusetts Department of Elementary and Secondary...'. At the bottom of the page, there are links for 'Terms of Use' and 'Privacy Policy', and a footer that says 'powered by eMetric'.

dese MASSACHUSETTS
Department of Elementary
and Secondary Education

Log in to see your student's
MCAS results

En Español

First Time Users

Enter an email and password to register.
You will use this email and password on subsequent logins.

Your Email:

Confirm Email:

Password:

Must be at least 8 characters, and include: 1 uppercase, 1 number, 1 lowercase, and 1 special character.

I have read and agree to the privacy agreement.

Cancel

Privacy Agreement

The MCAS Family Portal provides secure, online access to a student's state assessment performance. The portal is intended for use by the student's parent(s) or legal guardian(s). Individuals under the age of 14 are not authorized to register for access to this portal.

- I verify that I am the parent or legal guardian of the child and I have legal authority to obtain my child's educational information.
- I certify that I will advise my student's school of any issues resulting in a need for change of access to student records. I also understand that the Massachusetts Department of Elementary and Secondary

Terms of Use [↗](#) Privacy Policy [↗](#)

powered by **eMetric** [↗](#)

С чего начать: постоянные пользователи

The screenshot shows the login interface for the Dese website. At the top left is the 'dese' logo with 'MASSACHUSETTS Department of Elementary and Secondary Education' to its right. At the top right, it says 'Log in to see your student's MCAS results'. Below the header, there are two main sections: 'First Time Users' and 'Returning Users'. The 'Returning Users' section is circled in blue. It contains a text prompt 'Enter your email and password.', an 'Email:' label with an input field containing 'Input Your Email', a 'Password:' label with an input field containing 'Input Your Password', and a 'Forgot Password?' link. A 'Log In' button is at the bottom right of this section. The 'First Time Users' section is partially visible on the left, showing a registration code field and date of birth dropdowns. At the bottom of the page, there are links for 'Terms of Use' and 'Privacy Policy', and a 'powered by eMetric' logo.

dese MASSACHUSETTS
Department of Elementary
and Secondary Education

Log in to see your student's
MCAS results

En Español

First Time Users

Returning Users

Enter your student's registration code and date of birth.

Registration Code:
12-character Registration Code

Date of Birth: MM DD YY

Where is my registration code?
Resources for Families [Go](#)

Enter your email and password.

Email: Input Your Email

Password: Input Your Password

Forgot Password?

Log In

Terms of Use [Privacy Policy](#)

powered by eMetric

Постоянные пользователи:
введите адрес электронной
почты и пароль, которые вы
использовали при регистрации, а
затем нажмите «Log In» («Войти»).

С чего начать: просмотр информации на испанском языке

dese MASSACHUSETTS
Department of Elementary
and Secondary Education

Log in to see your student's
MCAS results

En Español

First Time Users

Returning Users

Enter your student's registration code and date of birth.

Registration Code:
12-character Registration Code

Date of Birth: MM DD AAAA

Where is my registration code?
Resources for Families

Go

Log In

Terms of Use Privacy Policy

powered by eMetric

Для просмотра информации на портале MCAS для членов семей на испанском языке, выберите ссылку **En Español.**

dese MASSACHUSETTS
Department of Elementary
and Secondary Education

Inicie sesión para ver los
resultados del
MCAS del estudiante

View in English

Nuevos usuarios

Usuarios recurrentes

Ingrese el código de registro y la fecha de nacimiento del estudiante.

Código de registro:
Código de registro de 12 caracteres

Fecha de nacimiento:
MM DD AAAA

¿Dónde está mi código de registro?
Recursos para familias

Vamos

Ingrese su correo electrónico y contraseña.

Correo electrónico:
Ingrese su dirección correo electrónico

Contraseña:
Ingrese su contraseña

¿Olvidó su contraseña?

Iniciar sesión

Condiciones de uso Política de privacidad

Desarrollado por eMetric

Сброс пароля

dese MASSACHUSETTS Department of Elementary and Secondary Education

Log in to see your student's MCAS results

En Español

First Time Users

Enter your student's registration code and date of birth.

Registration Code:

Date of Birth: MM DD YY

Where is my registration code? Resources for Families

Go

Returning Users

Enter your email and password.

Email:

Password:

Forgot Password?

Log In

Reset Your Password

Enter the email address you registered with. A reset password link will be sent to the registered email.

Your Email

Confirm Email

Cancel **2**

A password reset email has been sent to emailaddress@mail.com

3

4 **Reset Your Password**

Password:

Must be at least 8 characters, and include: 1 uppercase, 1 number, 1 lowercase, and 1 special character.

Confirm Password:

1 Постоянные пользователи могут нажать на ссылку «**Forgot Password?**» («**Забыли пароль?**»), чтобы сбросить свой пароль.

2 Введите адрес электронной почты, зарегистрированный в учетной записи, а затем введите его еще раз для подтверждения. Нажмите «**Send Reset Email**» («**Отправить электронное письмо для сброса пароля**»).

3 Нажмите **OK**.

4 Проверьте свою электронную почту и перейдите по указанной ссылке. Вам будет предложено сбросить пароль на портале.

Добавление учеников

Каждый родитель/опекун может создать свою учетную запись и добавить в нее до 10 учеников. Одного и того же ученика можно добавить в три учетные записи. Для создания учетной записи вам должно быть не менее 14 лет.

The screenshot shows the top of the 'dese' website with the logo and 'MASSACHUSETTS Department of Elementary and Secondary Education'. Below the header, there is a navigation menu with 'En Español' and a hamburger menu icon. The main content area is titled 'Your Student(s):' and contains a list with one entry: 'Demo Student'. Below the list is a button labeled 'Add New Student'.

Чтобы добавить в свою учетную запись дополнительных учеников, нажмите «**Add New Student**» («**Добавить нового ученика**»), введите регистрационный код ученика и дату его рождения, а затем нажмите «**Add**» («**Добавить**»).

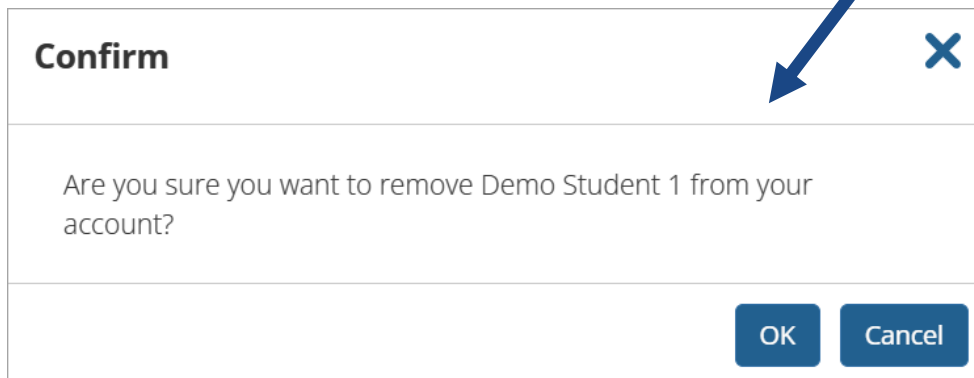
This screenshot shows the 'Add New Student' form. It features the 'dese' logo and 'MASSACHUSETTS Department of Elementary and Secondary Education' at the top. Below the header, there is a navigation menu with 'En Español' and a hamburger menu icon. The main content area is titled 'Your Student(s):' and contains a list with one entry: 'Demo Student' with a red 'X' icon to its right. Below the list is a 'Cancel' button. The form prompts the user to 'Enter your student's registration code and date of birth.' It includes a 'Registration Code:' field with a placeholder '12-character Registration Code' and a 'Date of Birth:' field with three dropdown menus for 'MM', 'DD', and 'YY'. At the bottom, there is a link 'Where is my registration code?' and an 'Add' button.

Удаление учеников

Чтобы удалить ученика, нажмите на красный крестик рядом с его именем. Появится всплывающее сообщение для подтверждения удаления.



The screenshot shows the Dese Massachusetts Department of Elementary and Secondary Education interface. At the top left is the 'dese' logo with 'MASSACHUSETTS Department of Elementary and Secondary Education' text. On the top right, there is a language selector 'En Español' and a menu icon. Below the header, there is a section titled 'Your Student(s):' with a list of two students: 'Demo Student 1' and 'Demo Student 2'. Each student name has a red 'X' icon to its right, which is highlighted with a blue box and an arrow pointing to a confirmation dialog. At the bottom left of the student list is a button labeled 'Add New Student'.



The confirmation dialog box is titled 'Confirm' and contains the text: 'Are you sure you want to remove Demo Student 1 from your account?'. At the bottom right of the dialog are two buttons: 'OK' and 'Cancel'.

Выбор ученика

The screenshot shows the user interface of the 'dese' website. At the top left is the 'dese' logo with the text 'MASSACHUSETTS Department of Elementary and Secondary Education'. On the right side of the header, there is a language selector 'En Español', a 'Help' link with an external icon, and a hamburger menu icon. Below the header, the main content area is titled 'Your Student(s):' and contains a list of three demo students: 'Demo Student 1', 'Demo Student 2', and 'Demo Student 3'. Each student name is followed by a red 'X' icon. At the bottom of the list is a button labeled 'Add New Student'.

Student Name	Action
Demo Student 1	X
Demo Student 2	X
Demo Student 3	X

Чтобы просмотреть историю прохождения тестов учащимся, выберите его имя.

Нажмите на значок меню, чтобы обновить свой адрес электронной почты или выйти из портала MCAS для членов семей.

Просмотр результатов оценивания по системе MCAS

Просмотр истории прохождения тестов: MCAS

dese MASSACHUSETTS
Department of Elementary
and Secondary Education

Switch Student En Español

The test summary allows you to see your student's test scores across subjects at a glance. You may also review your student's testing history in different years to see how your student is progressing. To learn more about a particular test, please click on the test.

Student Test History for **Demo Student** SASID: 9058143501

School Year 2024 - 2025 Scaled Score / Achievement Level

Grade 4 English Language Arts MCAS Spring 2025	524	Meeting Expectations
Grade 4 Mathematics MCAS Spring 2025	506	Meeting Expectations

На странице «**Test History**» («История прохождения тестов») представлен обзор результатов ученика за соответствующий учебный год.

Для переключения между учениками выберите кнопку «**Switch Student**» («Сменить ученика»).

Воспользуйтесь выпадающим меню «**School Year**» («Учебный год»), чтобы просмотреть данные за предыдущие годы, если таковые имеются.

Для получения более подробной информации выберите тест.

Просмотр результатов тестов: MCAS

На вкладке «Test Results» («Результаты тестов») отображается уровень успеваемости и оценки вашего ученика. Просмотрите отчет, чтобы получить более подробную информацию об успеваемости вашего ученика.

The screenshot shows the Dese website interface. At the top, the logo 'dese' is followed by 'MASSACHUSETTS Department of Elementary and Secondary Education'. There is a language selector 'En Español' and a menu icon. Below the header are four navigation tabs: 'Test History', 'Test Results' (which is selected and highlighted), 'Detailed Results', and 'Resources'. The 'dese' logo is also present in the top right of the content area.

Student Name: Student, Demo Student Grade: 04
District: Cyber Valley SASID: 9058143501
School: Cyber Valley Sch1-002 Date of Birth: 12/18/2013

English Language Arts - Spring 2025

This report provides your student's results on the spring 2025 Massachusetts Comprehensive Assessment System (MCAS) tests. For each test your student took in spring 2025, the report shows your student's score and achievement level. For some tests, the report also provides information about your student's academic progress, or growth.

The Test Results tab provides additional details about your student's performance on each test, while the Detailed Results tab provides information about how they performed on individual test questions. The Test Results tab also compares your student's performance to the performance of students in the school, district, and state.

Information about your student's achievement in this report should be used alongside other assessments and information, such as school tests and classroom work, when possible.

English Language Arts
Achievement Level
Meeting Expectations

Score
524
(Score Range: 440-560)

Просмотр результатов тестов: уровень успеваемости

Здесь вы можете увидеть оценки и уровень успеваемости вашего ученика, которые показывают, насколько хорошо он справился с тестом. В этом примере оценка студента составила 524 балла, что соответствует уровню «Соответствует ожиданиям».

dese MASSACHUSETTS Department of Elementary and Secondary Education

How did your student do on the Massachusetts Comprehensive Assessment System (MCAS) English Language Arts assessment?

You can look at your student's scaled score, achievement level and descriptors to determine how well your student has done and whether additional support may be necessary. Your student's teacher can help you with interpreting this report and deciding on next steps for your student.

524

Not Meeting Expectations (440 – 469) Partially Meeting Expectations (470 – 499) Meeting Expectations (500 – 529) Exceeding Expectations (530 – 560)

Scaled Score

* The horizontal black bar in the graphic above shows the range of likely scores your student would receive if they took the test multiple times.

Achievement Level	Description
Exceeding Expectations	A student who performed at this level exceeded grade-level expectations by demonstrating mastery of the subject matter.
Meeting Expectations	A student who performed at this level met grade-level expectations and is academically on track to succeed in the current grade in this subject.
Partially Meeting Expectations	A student who performed at this level partially met grade-level expectations in this subject. The school, in consultation with the student's parent/guardian, should consider whether the student needs additional academic assistance to succeed in this subject.
Not Meeting Expectations	A student who performed at this level did not meet grade-level expectations in this subject. The school, in consultation with the student's parent/guardian, should determine the coordinated academic assistance and/or additional instruction the student needs to succeed in this subject.

Распечатывайте страницы с портала MCAS для членов семей прямо из браузера.

Просмотр результатов тестов: сравнение данных

Прокрутите вниз, чтобы увидеть, как результаты вашего ученика соотносятся с результатами учеников его школы, района и штата.

Просмотрите оценки вашего ученика за тесты в течение предыдущих двух лет (если таковые имеются).



How did your student perform compared to students in their school, district, and state?

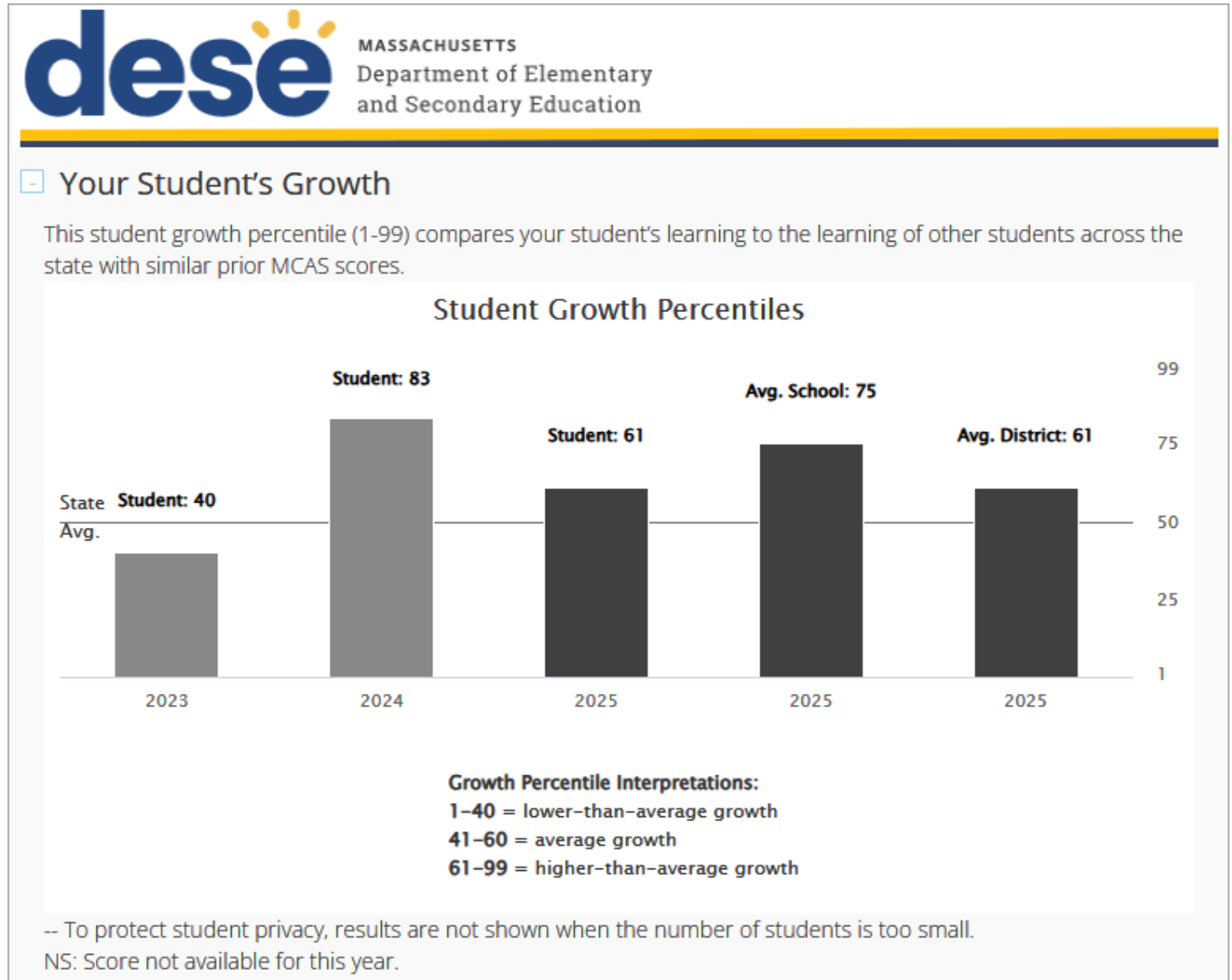
This table shows how your student performed compared to students in their school, district, and state. A historical record of your student's scaled scores for the last two years are also shown.

Your Student's			Average Score		
Year	Grade	Score	School	District	State
2025	07	515	520	510	491
2024	06	522			
2023	05	504			

N/A: Summary data is not provided during preliminary reporting but will be included for official MCAS reporting.
NS: Score not available for this year.

Просмотр результатов тестов: рост успеваемости ученика

Просмотрите результаты роста успеваемости вашего ученика в сравнении с результатами других учеников в школе, районе и штате.



Просмотр результатов тестов: отчетная категория

Посмотрите, каких результатов добился ваш ученик по определенным отчетным категориям или областям знаний по предмету.

Сравните процент баллов, набранных вашим учеником, с процентом баллов, набранных другими учениками в его школе, районе и штате.

dese MASSACHUSETTS Department of Elementary and Secondary Education

Performance by Reporting Category

Reporting Category	Total Earned Points	Total Possible Points	% of Total Possible Points Earned*	
Language	10	12	Student	83%
			School	64%
			District	63%
			State	62%
Reading	23	28	Student	82%
			School	66%
			District	67%
			State	67%
Writing	6	10	Student	60%
			School	49%
			District	48%
			State	47%

*: % = Points Earned / Points Possible
-- To protect student privacy, results are not shown when the number of students is too small.

Просмотр подробных результатов

Вкладка «**Detailed Results**» («**Подробные результаты**») предоставляет более подробную информацию об успеваемости вашего ученика.

Здесь показано, как ваш ученик справился с каждым вопросом теста. В нем указывается отчетная категория (или область знаний), количество баллов, набранных вашим учеником, и максимально возможное количество баллов.

dese MASSACHUSETTS Department of Elementary and Secondary Education

Test History Test Results **Detailed Results** Resources

Student Name: A, Student Student Grade: 05
District: Cyber City SASID: 9008932695
School: Cyber City Sch2-002 Date of Birth: 09/27/2013

English Language Arts - Spring 2025

Item #	Reporting Category	Points Earned / Points Possible		Percent of Possible Points Earned		
		Your Student	School (%)	District (%)	State (%)	
1	Reading	1 of 1	46	39	50	
2	Reading	1 of 1	69	60	66	
3	Reading	1 of 1	74	74	82	
4	Reading	0 of 2	34	34	39	
5	Reading	2 of 2	46	31	41	
6	Language	1 of 1	81	68	78	
7	Reading	1 of 1	53	45	54	
8	Reading	0 of 1	30	37	40	
9	Reading	1 of 1	68	59	68	
10	Reading	1 of 1	48	41	52	
11	Reading	1 of 1	69	64	74	
12 CV	Language	3 of 3	65	43	48	
12 ID	Writing	4 of 4	51	34	38	

i

Просмотр подробных результатов (продолжение)

Наведите курсор на кружок внизу вкладки «Detailed Results» («Подробные результаты»), чтобы понять, какие сокращения могут встречаться в отчете о вашем ученике.

ID	Reading	Port
11	Reading	1 of 1
12 CV	Language	1 of 3
12 ID	Writing	1 of 4
13	Reading	1 of 1
14	Reading	1 of 1
15	Language	2 of 2

CV Essay conventions score
ID Essay idea development score



Просмотр результатов альтернативного оценивания по системе MCAS (MCAS-Alt)

Просмотр истории прохождения тестов: MCAS-Alt

На странице «**Test History**» («**История прохождения тестов**») представлен обзор результатов ученика за соответствующий учебный год.

Воспользуйтесь выпадающим меню «**School Year**» («**Учебный год**»), чтобы просмотреть данные за предыдущие годы, если таковые имеются.

dese MASSACHUSETTS Department of Elementary and Secondary Education

Switch Student

The test summary allows you to see your student's test scores across subjects at a glance. You may also review your student's testing history in different years to see how your student is progressing. To learn more about a particular test, please click on the test.

Student Test History for **Demo Student** SASID: 9980000004

School Year	Scaled Score / Achievement Level
2024 - 2025	
Grade 8 Civics MCAS-Alt Spring 2025	Progressing
Grade 8 English Language Arts MCAS-Alt Spring 2025	Progressing
Grade 8 Mathematics MCAS-Alt Spring 2025	Progressing
Grade 8 Science and Technology/ Engineering MCAS-Alt Spring 2025	Progressing

Scaled Scores are not reported for MCAS-Alt.

Для переключения между учениками выберите кнопку «**Switch Student**» («**Сменить ученика**»).

Для получения более подробной информации выберите тест.

Просмотр результатов тестов: MCAS-Alt

На вкладке «**Test Results**» («**Результаты тестов**») отображается уровень успеваемости вашего ученика. Просмотрите отчет, чтобы получить более подробную информацию об успеваемости вашего ученика.

dese MASSACHUSETTS
Department of Elementary
and Secondary Education

En Español

Test History **Test Results** Resources

dese

Student Name: Student, Demo **Student Grade:** 08
District: Cyber City **SASID:** 9990000004
School: Cyber Middle **Date of Birth:** 03/14/2009

English Language Arts - Spring 2025

Below are your child's results from the 2025 MCAS Alternate Assessment (MCAS-Alt). All students are required to participate in federally mandated statewide assessments, either by taking the standard MCAS tests or by participating in the MCAS Alternate Assessment (MCAS-Alt) for students with the most significant disabilities who meet the eligibility requirements. Your child's school submitted their MCAS-Alt last spring, as designated by their IEP.

The MCAS-Alt is a record of your child's level of achievement of alternate academic achievement standards. Before the MCAS-Alt was submitted, your child's school was required to invite you to review your child's MCAS-Alt assessment. If you have questions about the results, please meet with your child's educator(s) to discuss the alternate achievement standards and your child's performance. The Department of Elementary and Secondary Education (DESE) would like to acknowledge the efforts your school put forth to ensure all students have challenging expectations.

English Language Arts
Progressing

Просмотр результатов тестов с использованием системы MCAS-Alt: уровень успеваемости

Здесь вы можете увидеть уровень успеваемости вашего ученика, которые показывают, насколько хорошо он справился с тестом. В этом примере уровень успеваемости ученика — «Прогрессирующий уровень».

Распечатывайте страницы с портала MCAS для членов семей прямо из браузера.

dese MASSACHUSETTS
Department of Elementary
and Secondary Education

How did your student do on the Massachusetts Comprehensive Assessment System - Alternate (MCAS-Alt) English Language Arts assessment?

Achievement Level	Description
Progressing	A student at this level demonstrated a partial understanding below grade-level expectations of selected learning standards and core knowledge topics contained in the Massachusetts curriculum framework for the subject. Students at this level are steadily learning new knowledge, skills, and concepts. Students require minimal prompting and assistance, and their performance is basically accurate.
Emerging	A student at this level demonstrated a simple understanding below grade-level expectations of a limited number of learning standards and core knowledge topics contained in the Massachusetts curriculum framework for the subject. Students at this level require frequent prompting and assistance, and their performance is limited and inconsistent.
Awareness	A student at this level demonstrated very little understanding of learning standards and core knowledge topics contained in the Massachusetts curriculum framework for the subject. Students at this level require extensive prompting and assistance, and their performance is mostly inaccurate.
Incomplete	Sufficient evidence and information was not included to allow an achievement level to be determined in the subject.

Просмотр результатов тестов с использованием системы MCAS-Alt: отчетная категория

Посмотрите, каких результатов добился ваш ученик по определенным отчетным категориям или областям знаний по предмету.



Performance by Reporting Category

The MCAS-Alt was scored in each area shown. Scores for Level of Complexity, Demonstration of Skills and Concepts (accuracy), and Independence were combined to give the overall achievement level.

Reporting Category	Level of Complexity					Demonstration of Skills and Concepts					Independence					Self-Evaluation			Generalized Performance	
	1	2	3	4	5	M	1	2	3	4	M	1	2	3	4	M	1	2	1	2
Language				█					█					█		█			█	
Reading				█					█					█		█			█	
Writing				█					█					█		█			█	

Просмотр результатов тестов с использованием системы MCAS-Alt: области оценки



☐ Your child's MCAS-Alt was scored in the following Scoring Areas

Level of Complexity — How your child addressed the learning standards in each subject (strand)

- 5 - Student addresses a broad range of curriculum framework learning standards (three or more) at grade-level expectations in this strand.
- 4 - Student addresses a narrow sample of curriculum framework learning standards (one or two) at grade-level expectations in this strand.
- 3 - Student addresses curriculum framework learning standards that have been modified below grade-level expectations in this strand.
- 2 - Student primarily addresses social, motor, and communication "access skills" during instruction based on curriculum framework learning standards in this strand.
- 1 - Strand reflects little or no basis in, or is unmatched to, curriculum framework learning standard(s) required for assessment.

Demonstration of Skills and Concepts — The percentage of accurate (correct) responses

- 4 - Student's performance is accurate and is of consistently high quality in this strand (76-100% accurate).
- 3 - Student's performance is mostly accurate and demonstrates some understanding in this strand (51-75% accurate).
- 2 - Student's performance is limited and inconsistent with regard to accuracy and demonstrates limited understanding in this strand (26-50% accurate).
- 1 - Student's performance is primarily inaccurate and demonstrates minimal understanding in this strand (0-25% accurate).
- M - Strand contains insufficient information to determine a score.

Ознакомьтесь с подробной информацией об областях оценки по системе MCAS-Alt.

Independence — The amount of assistance your child received

- 4 - Student requires minimal verbal, visual, and physical assistance to demonstrate skills and concepts in this strand (76-100% independent).
- 3 - Student requires some verbal, visual, and physical assistance to demonstrate skills and concepts in this strand (51-75% independent).
- 2 - Student requires frequent verbal, visual, and physical assistance to demonstrate skills and concepts in this strand (26-50% independent).
- 1 - Student requires extensive verbal, visual, and physical assistance to demonstrate skills and concepts in this strand (0-25% independent).
- M - Strand contains insufficient information to determine a score.

Self-Evaluation — Your child's awareness of his or her performance

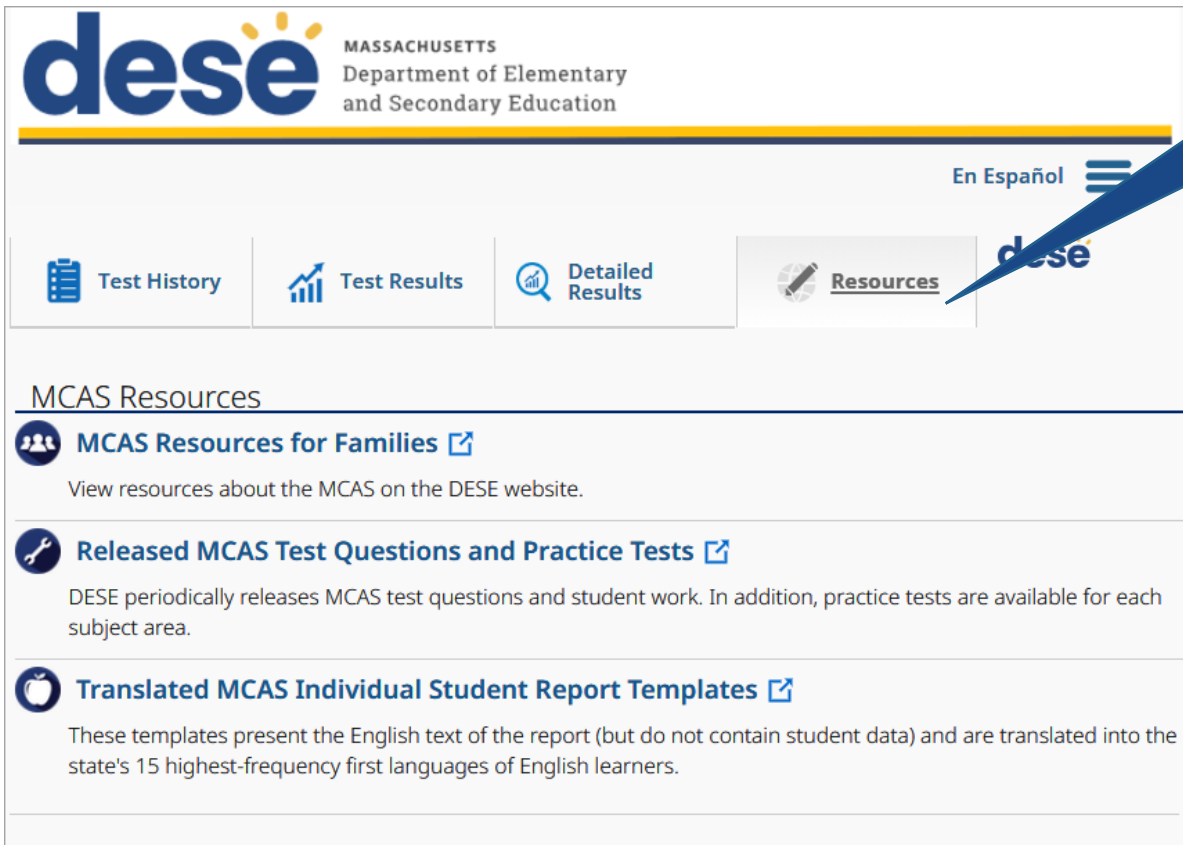
- 2 - Student frequently plans, self-corrects, monitors, sets goals, and reflects in this subject; multiple examples of self-evaluation were found in this strand.
- 1 - Student infrequently plans, self-corrects, monitors, sets goals, and reflects in this subject; only one example of self-evaluation was found in this strand.
- M - Evidence of planning, self-correction, task-monitoring, goal-setting, and reflection was not found in this strand.

Generalized Performance — The number of approaches used by your child to demonstrate knowledge and skills

- 2 - Student demonstrates knowledge and skills in multiple contexts, or uses multiple approaches and/or methods of response and participation in this strand.
- 1 - Student demonstrates knowledge and skills in one context, or uses one approach and/or method of response and participation in this strand.

Дополнительные ресурсы

Ресурсы MCAS




The screenshot shows the DESE website with the 'Resources' tab highlighted in the navigation menu. Below the navigation, the 'MCAS Resources' section is visible, containing three links:

- MCAS Resources for Families** [↗](#)
View resources about the MCAS on the DESE website.
- Released MCAS Test Questions and Practice Tests** [↗](#)
DESE periodically releases MCAS test questions and student work. In addition, practice tests are available for each subject area.
- Translated MCAS Individual Student Report Templates** [↗](#)
These templates present the English text of the report (but do not contain student data) and are translated into the state's 15 highest-frequency first languages of English learners.

Перейдите во вкладку «Resources» («Ресурсы»), чтобы найти полезную информацию о тестах MCAS, включая шаблоны отчетов об учениках на разных языках.

Ресурсы MCAS-Alt



The screenshot shows the DESE website with the 'Resources' tab highlighted in the navigation menu. Below the navigation, the 'MCAS-Alt Resources' section is visible, containing two links:

- MCAS-Alt Resources for Families** [↗](#)
View resources about the MCAS-Alt on the DESE website.
- Translated MCAS-Alt Individual Student Report Templates** [↗](#)
These templates present the English text of the report (but do not contain student data) and are translated into the state's 15 highest-frequency first languages of English learners.