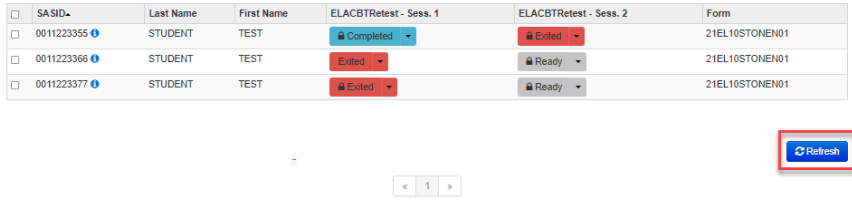
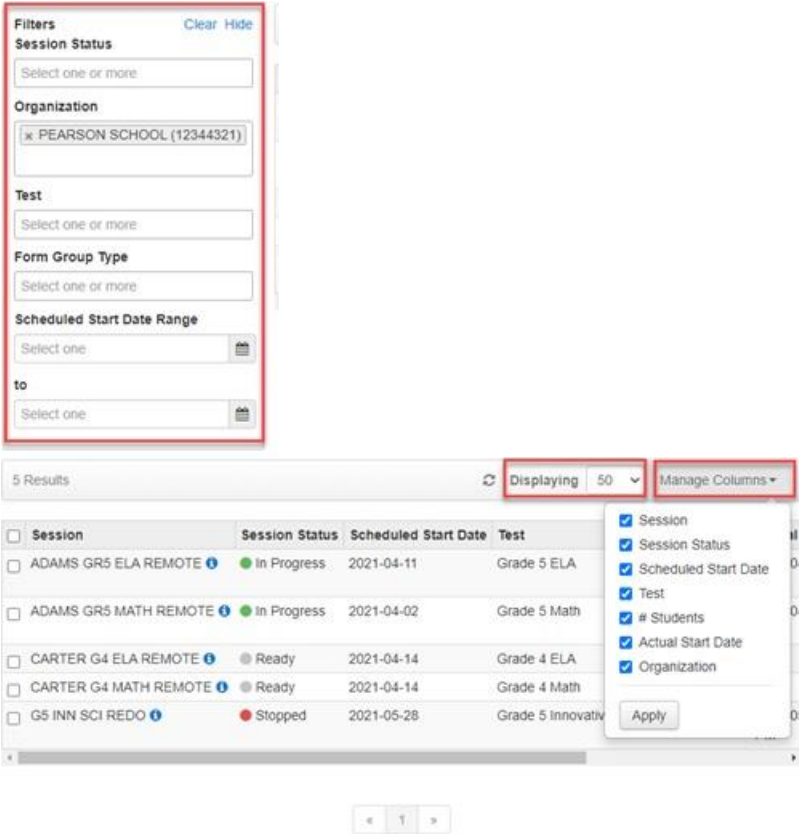


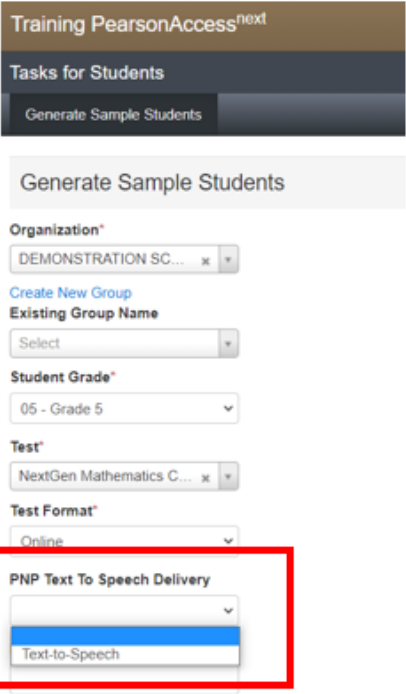
Updates to PearsonAccess Next for Fall 2021

We are pleased to inform you that PearsonAccess Next (PAN) is being updated for 2021–22 MCAS computer-based testing. Some of these updates are based on requests from schools and districts. The updates are described in the table below.

Category	Summary Description	Impacts/Screenshot (if applicable)
Testing – Students in Sessions	A second Refresh button is now available for PAN users at the bottom of the Students in Sessions page, in addition to the Refresh button at the top.	

Category	Summary Description	Impacts/Screenshot (if applicable)
User Interface	<p>When PAN users select any filters or modify the columns that are displayed on any page in PAN, those selections will be maintained when a user leaves that page and then returns. All pages in PAN will have this functionality, with the exception of Reports>Operational Reports.</p> <p>Filter and column selections will not be maintained when switching between PAN administrations, and will reset when users log out of PAN.</p>	<p>When users leave one page to go to another and then return to the previous page, any filters or column selections that were chosen will still be set.</p>  <p>The screenshot displays the PAN user interface. At the top, there is a 'Filters' section with a 'Clear Hide' link. Below this, several filter categories are listed: 'Session Status', 'Organization', 'Test', 'Form Group Type', and 'Scheduled Start Date Range'. Each category has a 'Select one or more' dropdown menu. The 'Organization' filter is currently set to 'PEARSON SCHOOL (12344321)'. Below the filters, there is a table with 5 results. The table has columns for 'Session', 'Session Status', 'Scheduled Start Date', and 'Test'. The 'Displaying' dropdown is set to 50, and the 'Manage Columns' dropdown is open, showing a list of columns to be displayed: Session, Session Status, Scheduled Start Date, Test, # Students, Actual Start Date, and Organization. The 'Apply' button is visible at the bottom of the 'Manage Columns' dropdown.</p>



Category	Summary Description	Impacts/Screenshot (if applicable)
Training Site Only – Generate Sample Students	PAN users can now generate sample students with text-to-speech (TTS) on the Generate Sample Students page. Note that this is only available in the brown training site, not the blue operational site.	<p>To create sample students with TTS, in the Generate Sample Students task, users should select “Text-to-Speech” under the PNP Text to Speech Delivery dropdown menu. Users can create up to 99 of these sample students at one time.</p>  <p>The screenshot shows the 'Generate Sample Students' interface. At the top, there is a header 'Training PearsonAccess^{next}' and a 'Tasks for Students' section with a 'Generate Sample Students' button. Below this is a form with several fields: 'Organization*' (DEMONSTRATION SC...), 'Existing Group Name' (Select), 'Student Grade*' (05 - Grade 5), 'Test*' (NextGen Mathematics C...), and 'Test Format*' (Online). The 'PNP Text To Speech Delivery' dropdown menu is highlighted with a red box, showing 'Text-to-Speech' as the selected option. Below the dropdown, there is a note 'Between 1 and 99' and a '* Required' label. At the bottom, there are 'Generate' and 'Reset' buttons.</p>